

**T** HIS HOLIDAY SEASON...



GIVE THE GIFT

of **STOPLESS  
POWER!**

The hottest gift to give this season is also the coolest—*Nintendo Power!* Give a subscription to your favorite Nintendo-playing pal(s) and make their mailbox explode with stopless power! It won't cost you an arm and a leg (just \$15!) and they'll enjoy it for the whole year! Plus, giving them their own subscription will keep them from borrowing your issue every month!

Of course, you take for granted the stuff every serious Nintendo player needs: relentless power tips, tricks, strategies, previews, and must-have advice from the pros! Multiply it by 12 months and you're talking stopless power! They'll thank you every time they get a cool new issue!

**12 HOT  
ISSUES JUST**

**\$15!**

Just fill out the attached order form and send it in. Then fill out the attached gift certificate and send us to let the buying agent. Subscriptions will begin with the January 1990 issue.

REACH OUT AND ORDER YOUR  
GIFT SUBSCRIPTION NOW  
WITH VISA OR MASTERCARD!

**CALL  
1-800-255-3700**

Call Mon.-Sat. 8 a.m. to 12 midnight  
Pacific Standard Time (PST). Sunday 8  
a.m. to 5 p.m. (The Nintendo company  
before will need to speak to the person  
whose name appears on the credit card.)

**NINTENDO  
POWER!**

# NINTENDO POWER

VOLUME 30  
U.S. \$3.99 Canada \$4.50

## FINAL FANTASY II

Might, Mystery  
And Magic

► **Plus!**  
Game Boy—  
Battleloads  
NES—  
Flintstones



THE SOURCE FOR NEWS AND STRATEGIES STRAIGHT FROM THE PROS

# POWERLINE

● This month in the Super NES Showcase, we take a look at three of the newest 16-bit titles, including Super Tennis, U.N. Squadron and Super Baseball Simulator 1.000. Sports games take on a whole new realistic feel on the Super NES. The tennis game puts you right on center court—sometimes struggling with your backhand! And Super Baseball Simulator 1.000 gives you the ability to do just about

your mind. As you'll see in our review, there are two very different flying modes that set this title apart from all others. Add some great digitally-sampled voices and a wide variety of missions, and you get a game that really turns and burns!

● Also this month we scope out the antics of the official "modern Stone Age family." When we first saw an early version of The

Flintstones for the NES, we knew it was going to be really cool. Dino and Hoppy have been "dino-napped" by aliens from the future, but never fear! Fred and Barney are here! All they have to do is find the parts for a time machine that they can use to go after those pesky aliens.

everything but put pine tar on your bat.

● The NES version of Final Fantasy has been in Nintendo Power's Top 10 for over a year, and fans have been clamoring for a sequel. Wait no longer, fantasizers, Final Fantasy II is here—on the Super NES! Imagine enemies rendered in gorgeous 16-bit graphics and sound that is nothing short of superb. Our review of Final Fantasy II will give you a taste of this fantastic adventure.

● If you think all jet fighting simulators are the same, NES Ultimate Air Combat will change

● Another animated classic, Tom & Jerry, is also coming to the NES. They've been hassling each other for decades, and now Tom has trapped Jerry's nephew, Tuffy, in the attic. This month's review includes a map that will come in handy.

● And finally, happy faces get their just rewards in a soon to be released Game Boy title from Bullet Proof Software. FaceBall 2000 lets you wipe the smiles off lots of little faces! Be sure to check out the special FaceBall 2000 "Have a Nice Day" contest on page 66. Everybody can win this one!

## NINTENDO POWER

### STAFF

Publisher — M. Arosane  
Producer in Chief — Hisayuki Kato  
Editor in Chief — Gail Tilden

Senior Editor — Pam Seltzer  
Editors — Scott Peckoff  
George Schfeld  
Leslie Swen  
Steve Brooks  
Kevin Johnson  
Bill Clark  
Jane Heller

Editorial Consultants — Howard Lincoln  
Peter Bile  
Phil Rogers  
Juana Tapfale  
Tony Marano

Cover Design — Griffin Advertising  
Copy Coordinators — Mectico Gahler  
David Aarbig  
Jeff Hunt

Director of Production — Tadatoshi Okuzaki  
Producer — Yoshio Tachibana  
Project Coordinators — M' David Mallico  
Koji Akematsu  
Eric Toyama

Desktop Publishing — Robert A. Baker  
David A. Gray

Art Director — Yoshi Orino  
Concept & Design — Mark Abbot U.S.A.  
Yuko Yamashita  
Akino Kashi  
Yoshi Orino  
Nob-Ein Takagi  
Leo Takemura  
Akiko Nagano  
Wendy Selverton  
Tara Maxwell  
James Pollack  
Jeff Alexander

Illustrators — Nob-Ein Takagi  
Akiko Nagano  
Keiyoji Tanaka  
Jeff Alexander

Poster Art — Gyro L. Gillingier

### VOLUME 26—NOVEMBER 1991

Nintendo Power is published by Nintendo of America Inc. in cooperation with Tokuma Shoten Publishing Co., Ltd. Nintendo Power is published monthly at \$42 per year in the U.S.A. (\$54 in Canada) only by Nintendo of America Inc., 6220-162 Ave. N.E., Redmond, WA 98052.

© 1991 by Nintendo of America Inc. All rights reserved. Nothing that appears in Nintendo Power may be printed in whole or in part, without express written permission from Nintendo of America Inc. copyright owner. Printed in the U.S.A.

Color Separation by Dai Nippon Printing Co., Ltd.

NINTENDO IS A REGISTERED TRADEMARK OF NINTENDO OF AMERICA INC. TM&R for games and characters are owned by the companies who market or license these products.



# CONTENTS

## VOLUME 30

# NINTENDO POWER®

## NOVEMBER 1991

### FEATURES

## FLINTSTONES • 8

Yabba dabba doo! The modern Stone Age family unit rocks heavily on the NES.



## FINAL FANTASY II • 24

The sequel to the enormously popular NES adventure comes to the Super NES.

## WHERE IN TIME IS CARMEN SANDIEGO? • 38

What time period is Carmen trapped in? Following her trail takes brain power.

## ULTIMATE AIR COMBAT • 42

Take control of the sky in your screaming jet fighter. For top scores, the sky's the limit.

## TOM & JERRY • 46

Jerry's antics take him all the way to the attic as he searches for nephew Tuffy.

### SNES SHOWCASE

## SUPER TENNIS • 73

## U.N. SQUADRON • 76

## SUPER BASEBALL SIMULATOR 1,000 • 79



### TIPS FROM THE PROS

NESTER'S ADVENTURES ..... 18

CLASSIFIED INFORMATION ..... 20

COUNSELORS' CORNER ..... 34

### VIDEO UPDATES

NOW PLAYING ..... 84

The curtain is up on more class acts.

PAK WATCH ..... 94

Hot games are coming soon to invade your video space.

### GAME BOY

BATTLETOADS ..... 52



Those rockin' 'toads are back in a Game Boy adventure that will keep you hopping.

KID ICARUS ..... 58

The long-awaited sequel is bigger and better than the NES classic!

FACEBALL 2000 ..... 62

The new entry from Bulky: Proof Software has 3-D action and an incredible multi-player mode.

DOUBLE DRAGON II • 67

Billy and Jimmy Lee spin lock their way to Game Boy.

WORDHAI ..... 68

Use letters from your cache to form words and score big.

### PLAYER'S FORUM

PLAYER'S PULSE ..... 6

NES ACHIEVERS ..... 88

PLAYER'S POLL CONTEST ..... 82

TOP 30 ..... 90

### THE INFO ZONE

CELEBRITY PROFILE ..... 93

BULLETIN BOARD ..... 98

NEXT ISSUE ..... 99



## This Month: Letters From Game Link Dreamers

Readers came up with some interesting pairings in response to our request for dream Game Link matches. Ideas ranged from body-slammng the Hulkster to joining forces with Link to terminating Arnold. This month's Player's Pulse features some of the ideas we received.

### HASTA LA VISTA, BABY

I think a great Game Link match would be Arnold Schwarzenegger and me playing *Fortified Zone*. Arnold would probably like the shoot-em-up because of his action roles in the *Predator* and *Terminator* films. I would let him win though, because if he lost he would probably crush the Game Boy in one hand and my face in the other!

**Cory Barack  
Neffs, OH**

### A NATURAL LINK

I would like to Game Link with Link. We could fight together and destroy everything that we could shake a sword at, and we would take shifts to beat the Darknuts. When we saved Princess Zelda, we would celebrate our victory with Pepsi and chips, then we would split up the jewels.

**Michael Sanders  
Prestonsburg, KY**

### CAN HE REALLY CRUISE?

If I could Game Link with a celebrity it would be Tom Cruise. He's a great actor, but I wonder how good he really is at playing *Days of Thunder*!

**Brandon Lee  
Batesville, AR**

### GIVE HIM SOME AIR TIME

My Game Boy Dream Link would be to play *One-on-One* with Michael Jordan in *LJN's NBA All-Star Challenge*. It's right after the last game of the NBA's Final Four. Jordan is in the locker room playing *NBA Challenge* to relax, and I walk in and ask him if to autograph my copy of the game. He says, "sure" then, "How about a couple of games?" We play four quarters of super Game Boy action. When it is all over, Michael says, "Next time, Aaron, I'm going to win!"

**Aaron Reitmeier  
Crookston, MN**



### SOVIET LINK

My dream Game Link would be to play *Tetris* against Soviet president, Mikhail Gorbachev. I think it would be fun to study his strategy and maybe even beat him.

**Adam Gardner  
Denver, CO**

### BUMPERCARS WITH BILL

I read your request for Game Boy Dream Links in the last issue and decided to send mine. My dream is taking the *NASCAR Challenge* with Bill Elliott. The man says, "Start your engines!" The engines roar, we take a few warm-up laps, then the pace car ducks out and the race begins. I race nose and nose with Elliott for 99 of the 103 laps in the race, then he crashes into me. I make an outstanding recovery, everyone starts to scream, and I actually win!

**Alan Fowler  
Utica, NY**

### BO KNOWS HOW TO

In my Game Link fantasy, I dream about pitching to Bo Jackson in *Bo Jackson's Hit and Run*. It's the bottom of the ninth, there are two out, and the count is three and two. My team is leading when Bo steps up to the plate. The bases are loaded. Here's the pitch! Bo swings... and misses! My pitch wins the game.

**Randy Vena  
Elizabeth, NJ**



## CONTEST WINNER MEETS NASCAR GREAT

**W**hen Lee Mullen was selected as the Player's Poll Contest grand prize winner for April, he won the trip of a lifetime. The twelve-year-old winner from New Meadows, Idaho, took his whole family to see Bill Elliott and other NASCAR legends mix it up at the Diehard 500 held last July at Alabama's famous Talladega Super Speedway.

On race day, the Mullens toured the pit area, met Elliott, and got a close look at his car before heading for the stands to watch one of the most exciting races ever held at Talladega. The competition was hot from the first lap to the checkered flag, with drivers running flat out and trading the lead back and forth all



Ready for the race to start, Elliott is tightly focused on the job ahead.

afternoon.

The final lap had all 100,000 fans on their feet as Bill Elliott whipped his car out of the slipstream and pulled alongside Dale Earnhardt. The two screamed down the last stretch side by side, but Earnhardt nosed out Elliott for the flag. With a finish as exciting as that, the difference between first and second didn't matter to Lee and his family, though it probably did to Bill Elliott!

The race capped an exciting weekend for the Mullen family. And when you consider that Lee's entry almost stayed in his mother's purse instead of being sent, you realize how lucky he was to win. Lee and his mother thought that a kid from a town as small as New Meadows had little chance of winning a contest, but he wanted to send his poll card in anyway. It's a good thing that he kept pestering his mother until she mailed it, though, because she almost didn't! She finally dropped it in the mail to keep him from bugging her about it, and lo and behold, that very card was drawn.



Lee had an opportunity to meet Bill Elliott just before he donned his racing suit and climbed behind the wheel of the Diehard 500.

*Nintendo Power subscribers are probably aware of the special offers we sometimes make as incentives to renew. In the past, we've included bonuses such as a Dragon Warrior game pak and the Player's Guide*

*book series. Now we want you to tell us what would make renewing absolutely irresistible for you. A new car? A recording contract? A ride on the space shuttle? Send your ideas to the following address:*

**Nintendo Power  
Player's Pulse  
P.O. Box 97033  
Redmond, WA  
98073-9733**

•THE•

# FLINTSTONES®

The Rescue of Dino & Hoppy



Yabba Dabba Doo"! The crazy caveman antics of Fred Flintstone and his modern Stone Age family are on their way to the NES with the same comic fun that made the Flintstones cartoon a TV classic. Fred runs with a fast and bumpy flazzy of feet, smashes silly creatures by swinging a big stone club and climbs the cliffs of Bedrock

with looky cartoon flair. A mad scientist from the 30th Century has petnapped Dino and Hoppy. Now it's up to Fred to piec together the Great Gazoo's time machine and follow the pets into the future.

GAME PAK DATA BOX

## THE FLINTSTONES

TAITO

MEMORY

1M x 2M  
MMC3

### POWER METER

|                        |     |
|------------------------|-----|
| Graphics & Sound       | 4.1 |
| Play Control           | 3.5 |
| Challenge & Excitement | 3.5 |
| Theme & Fun            | 4.2 |






# FRED'S FANCY FOOTWORK

Our modern Stone Age hero runs through his rocky world with fast feet and a big club. He can jump to avoid quick creatures or knock 'em with his weapon and collect coins. This prehistoric land is full of foes, so it'll pay for Fred to stay on his toes.

## Hang In There!

You can trust the rocks rambles when Fred grabs onto a cliff and swings before he pulls himself up.



## Run, Slide, Stop!



Fred runs through Bedrock with Yabba Dabba Din style and puts on the brakes with a show-off slide.

## Master Your Tools



Special tools, like Fred's stone axe, really help him take on tough enemies.

## Jump



Fred can jump on his own, but he really likes high places with his springy kangaroo for a cost of five coins a hop.

## Fly

By strapping on a pair of wings, Fred can fly over dangers on the ground. Air travel, though, can be expensive.



## Dive



Goggles and a mask help Fred spend through underwater. Fred drinks and uses over 100 bubbles per stroke.

# BEDROCK AND BEYOND

The pieces of Gazoo's time machine are all over Fred's home town and the surrounding area. If Fred can defeat the creatures that guard the machine's parts, Gazoo will be able to piece the invention together and send Fred to the final stage in the 30th Century.

## Cave

This maze-like underground stage is populated by creepy creatures and creeps on the lam. Watch it, Fred!

## Tea Rock

This island in the north has a lot of umbrellas for the Far East. Fred'll have to combat martial artists here.

## Under the Sea

The Swedish fish below Bedrock aim to cut short Fred's swim to Sea Back. They're very sticky.

## Icy City

It's almost impossible for Fred to stop in slippery Ice City. He'll really have to move quickly.

## Jungle

Barney's in the jungle, waiting to give Fred advice on how to can heat a coconut-tasting hook.

## Reef Rock

This town is tough. Fred's going to have to watch for crooks and watch his step in the underground.

## Bedrock

Fred's town includes wide gaps that he'll only be able to cross by jumping and grabbing hold on the other side.

## Basket Rock

Courts A, B and C give Fred a chance to show off his Stone Age basketball skills and use special abilities.



# BEDROCK

This section of Fred's home town is built on a series of ledges and slopes. If you learn how to grab onto a ledge and pull yourself up right away, you'll be able to make it to the top of a bluff and spring upward to a 1-Up. Grab an axe when you get near the end so that you can battle an awesome, fire-breathing sea monster.



START



Climb to the top ledge near the beginning of the stage, then use the discus on the right as a see-saw and collect a 1-Up.

Be careful! The boxes of this fertilized discus fall as soon as you step on them.

As the wheel turns, grab onto one of its platforms and jump to the ledge from the top.



# REEF ROCK

The buildings of Reef Rock are packed with crooks on the run. Find a slingshot and use it to stop those characters before they have a chance to set their aim on you. The building also features trampoline-like awnings. Jump onto them and bounce to high ledges.

START



The gap in the ground is too wide. Bounce up to the ledge above and jump across.

The legs drop as soon as you land on them. Watch out!

Your only transportation across the long expanses of water in this underground lair is a small raft. Try to keep track of it while you're climbing on the higher ledges. If you miss the boat, you'll be stranded.



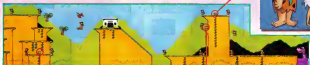
## Knock Out The Monster

With a huge flurry of flames, the monster of Bedrock sings anyone close. Jump out of the way and toss axes in its direction.



Jump out of the way when the monster flames on.

Move to and toss a few axes toward the monster.



A fire pleurocytillite across the center. Slide on its leg, then jump.

Slide 'til you reach the bottom of this slope, then jump before you fall.



Since you don't have the wings yet, you'll have to go below in order to cross this barrier.



Drop down and work your way to the other side.



The third platform breaks when you jump onto it. Jump off quickly.



+ To A + B

## An Axe For An Axe

When you catch up with Wilma, she'll give you an axe. Use it to fight off the attacks of the axe-wielding caveman at the end of the stage.



Use the axe toward the caveman.

Run under the caveman when he jumps.



+ To B


# SPECIAL STAGES

# BASKET



## Body Language

Winner takes all in this match. Don't hold anything back. When your opponent has the ball, face off with him and hit him with your hip. That should knock the ball loose so that you can scramble for it and take it in.



You'll only be able to knock the ball loose from behind when your opponent is guarding.



Put the ball up when the mouth of this prehistoric pelican is wide open and you'll earn two points.

There are three Basket Rock courts in the vicinity of Bedrock. When you beat the king of the courts at his own game, he'll reward you with a special item. You've only got a minute to show him your stuff. Stay close on defense and try to break away clean when you have the ball. Then toss it in!



Don't even think about trying to stop cold in the frozen tundra of Icy City. If you put on the brakes, you'll skid halfway to the tropics. Just keep moving, jump quickly and try to stay warm. If you've earned the ability to fly, it'll really be useful.



Enemies are waiting on the right side of the first two ledges. Jump above them to avoid contact.



Jump quickly across the icy, narrow platforms and try to hit the Power-Up producing barrel as you pass it.



Don't stop. Just jump. If you make your way to the right side of this section, you'll be able to collect a 1-Up.

# BALL



There are only three courts and no rematches. In order to earn all of the items, you'll have to win all of the matches.

## Court A

Win the first match and you'll be able to call on a kangaroo for super high jumps.



There are areas where the high-flying 'roo will come in handy.

## Court B

With a victory in Court B, you'll be able to strap on wings and take to the sky.



Save your wings to take an explosive fight ever deeper.

## Court C


Beat the pro in Court C and he'll hand over a complete set of diving equipment.



Moving through the water will be a snap with diving equipment.

## Out-Move The Mammoth

It's impossible to jump over the charging mammoth without getting hit. Make sure that you're powered up. Then quickly club it.



Power up your zang as the mammoth approaches.

When the mammoth is within range, let 'em have it.



Jump when the first rotating platform is just below. Then hang out.



Walk off the first platform as the second one passes by.



Jump lightly and grab onto the third rotating platform.



You should have no problem in clearing the line spikes here. Just run, duck and slide on the top to the other side.

# JUNGLE

If you don't make it all the way across this expanse by jumping on the logs up top, you can still land safely and jump on the rocks below.



Barney has been fighting through this dense area in search of a piece of the time machine. Pick up where he left off and take his advice on how to defeat the coconut-tossing creep at the end. You'll come across many tricky jumps on your way through the jungle. Be careful as you go.

Hop quickly across the logs here or you'll only be able to save yourself by flying.



# CAVE

The many passages of this cavern maze are populated by skeletons, bats, escaped crooks and a mysterious vampire. Work your way through the passages, collect as many Power-Up items as you can find and make sure that you accumulate plenty of coins so that you can fly out of a difficult vertical chamber.



→ To A



START

Use a shielded to surprise the crooks in this hallway.



Fill the lever to open the door and use through before it closes.



The flooring begins to fall when you touch it. Run across quickly without stopping.



To B



## Use Your Coconut

The clown at the end of this stage drops coconuts in an attempt to bowl you over. Hit them with your club and send them back.



Watch out for falling coconuts.



Send the coconuts back and knock out the clown.

# THE FLINTSTONES



Swing across these gaps by grabbing onto the ropes.

Slide here and launch across the gap.

Use the kangaroo to hop to the ledge here, then jump on the logs.



## Beat On The Bat

The vampire of the cave releases bats, then flies to a new perch when you hit him. Wait until the club is at full power and swing when you've got a good shot.



Avoid the bats and wait 'til your club is at full power.




Let the vampire have it when he gets into your range.



As soon as you enter this chamber, it begins to fill up with red hot lava. If you have at least 50 coins and the wings, you can fly to safety.

The big great way that beats this area is very strong. Just jump over him and keep moving.



# UNDER THE SEA

If you didn't win the last Basket Rock challenge for the diving gear, you'll have a hard time getting through this underwater area. You can use the gear to float safely over bottomless crevices and under dangerous spikes. Without it, you'll have to make long jumps and ride fast-moving bubbles.



START



Surprise the fish in this area by killing them before they see you.



Swing your club with maximum power and you'll knock out these slimy creatures with ease!



Hop onto the ascending bubbles to get across this gap, but watch for the spikes on the roof.

# TEA ROCK

START

The Tea Rock area is very similar to Ancient Asia. Watch carefully for masters of the martial arts and hit them with your club before they hit you with their fists. The Sumo Dino at the end is very tough.



When you defeat the rickshaw driver at the top of the slope, you can hop onto his vehicle, ride down the hill with super speed and jump the gap to the ship.



After you've collected the last piece of Gazoo's amazing time machine, he'll send you centuries into the future so that you can fight through one last stage and save your helpless pets. When you zap ahead to the 30th Century, you'll meet George Jetson and he'll clue you in on Dr. Butler.







You can cross this gap by leaping from bubble to bubble. The lower ones travel more slowly and are easier to land on.



To A



You'll only be able to collect the items on the ship's mast if you fly up to them. It's a costly fight for relatively weak items.



## Defeat The Dino

The Sumo Dino is sturdy and a strong fighter. You'll only stand a chance by fighting with quick and powerful swings.


|  |   |
|--|---|
| <p>Avoid the strong wrestling clinch as you power your fist.</p> | <p>When your club is at full strength, hit the dinosaur with all of your power.</p> |
|--|---|



The insidious Dr Butler is holed up in his high-tech laboratory. Use your Stone Age tools to scrap his Space Age inventions and continue your search for Dino and Happy

# NESTER'S ADVENTURES

VOTE FOR  
NESTER  
FOR  
PRESIDENT  
OF EARTH





COME ON, YOU WEEBIES. I WANT A REAL CHALLENGE.

I'LL GIVE HIM A CHALLENGE.



F-ZERO  
VIRTUAL REALITY



SO, EARTH SCUMBLING, YOU WANT COMPETITION? I'LL TELL YOU SOMETHING. I ATE THE COMPETITION.

YOU MEAN YOU HATE IT?

NO, ATE IT FOR LUNCH, AND I'LL HAVE YOU FOR DINNER.



DON'T SET THE TABLE YET, PIG. YOUR MOTHER WAS A FISH AND YOUR FATHER SMELLED LIKE A SWAMP.

NO, MY FATHER WAS A FISH AND MY MOTHER SMELLED LIKE A SWAMP, YOU NAUSEATING HUMAN.




HAHA, YOU FOOL. YOU BOOSTED MY SPEED.

THAT WAS JUST A CLEVER RUSE TO MAKE YOU THINK THAT I DON'T KNOW WHAT I'M DOING.



HEY, CAPTAIN FALCON. HOW DO YOU GET THIS HEAD TO MOVE?

YOU'RE GIVING MANKIND A BAD NAME, NESTER. NOW RAM PIG AGAIN, BUT HIT HIM OFF-CENTER SO HE LOSES CONTROL AND YOU'LL BLOW PAST HIM. MAKE IT ONE FOR THE RECORD BOOK.



HEY, LET GO. DON'T YOU KNOW WHAT I'VE DONE? I'M A HERO TO ALL EARTHINGS UNTIL THE END OF TIME!

THAT'S RIGHT, YOU'RE HISTORY.


# CLASSIFIED INFORMATION



## SUPER MARIO WORLD

### ■ From Special Agent "Sid" Fill Up On 1-Ups

Just before you meet Reznor in the Vanilla Secret Fortress, you can earn a sizable number of 1-Ups by stomping the Berry Beetles in front of Reznor's door. Swim to the door and trudge water over the Beetles. Then drop down and stomp them repeatedly without touching the ground. You'll earn more and more points for each stomp and, eventually you'll earn 1-Ups.



Trudge water and stomp the Berry Beetles outside of Reznor's door in the Vanilla Secret Fortress. You'll earn a ton of points and 1-Ups.



### Exit Gate Bonus

If you carry a P-Switch or a Shell through an Exit Gate, it will turn into one of four different Power-Up items. What the P-Switch or Shell turns into depends on Mario's condition and what Power-Up item is in the Item Reserve Box. The table below shows how you can figure out what will appear.

| MARIO              | ITEM BOX           | POWERUP        |
|--------------------|--------------------|----------------|
| <b>Small Mario</b> | Empty.....         | Super Mushroom |
|                    | Super Mushroom..   | 1-Up           |
|                    | Fire Flower.....   | Super Mushroom |
| <b>Super Mario</b> | Empty.....         | Super Mushroom |
|                    | Super Mushroom..   | 1-Up           |
|                    | Fire Flower.....   | Super Mushroom |
| <b>Fiery Mario</b> | Empty.....         | Fire Flower    |
|                    | Super Mushroom..   | Fire Flower    |
|                    | Fire Flower.....   | 1-Up           |
| <b>Caped Mario</b> | Empty.....         | Cape Feather   |
|                    | Super Mushroom..   | Cape Feather   |
|                    | Fire Flower.....   | Cape Feather   |
|                    | Cape Feather ..... | 1-Up           |



## Wanted: Special Agents

A popular activity among Nintendo game experts is developing tips and strategies. If you'd like to share your own special tips with us, send them in! Choose your own Agent Number (3 digits) and be sure to include it with your tips. Our address is:

Nintendo Power  
Classified Information  
P.O. Box 97033  
Redmond, WA 98073-9733



## SECRET STAGE MAGIC DARTS

FROM AGENT #301

### Tricky Tosses

When you compete against a computer-controlled player in this NES dart game, you may see your opponent perform some pretty amazing stunts. Our agents have discovered that you too can toss the darts with finesse. The Robot, Monkey, "Macho" Man and Alien are all capable of making tricky tosses. When you're controlling the Robot, center your shot horizontally and vertically, then toss the dart with half power and the Robot will extend its arm to the board for a super accurate shot. The Monkey, not being an animal of great accuracy, can instead toss a dart behind its back. To make the Monkey perform this trick, press and hold the B Button while the Monkey throws and its next toss will be behind the back. If you'd like to make the "Macho" character take a board-shaking super shot, have him toss the dart with maximum power. It'll hit the board with immense force about one third of the time. The Alien has the power to freeze a dart in mid-flight and direct it to anywhere on the board. You'll meet with success with this maneuver usually on the third shot of the turn. While the dart is in the air, press and hold the A and B Buttons to make it stop. Move it by pressing Up, Down, Left and Right on the Control Pad, then release the buttons when you're on the desired target. Bullseye!



Center the aim and release the dart with half of the maximum power to extend a Robot arm toward the board.



The Monkey shows off with a behind-the-back shot if you press and hold the B Button on the previous toss.



Give the "Macho" man a super shot with maximum power to make a board-shaking play.



Use the Alien's "freeze" power to catch a dart in mid-flight if you press and hold the A and B Buttons.

### Alien Change

Since the Alien has total control of the dart in flight (as described in the previous tip), you'll have no trouble in making it throw a dart that hits the fly buzzing around the dart board. Once it successfully tags the insect, the Alien will undergo a transformation. Weird!



By using his incredible Alien power, you can make this creature from another world hit the fly on the board and transform!

## Rockin' Races

FROM AGENT #986

### Commercial Break

If you're in the middle of an action-packed episode of this cat-chases-dog adventure and you're in need of a special weapon, you can break from the episode instantly with a quick code. Just press the Start Button to pause the game, then press the A Button three times. You'll go back to the channel select screen where you'll be able to tune-in to the shopping channel and buy items or play a bonus game to earn some cash!



Stuck in a stage without special weapons? No problem! Pause the game, press A three times and you'll break from the program to the channel select screen. There choose Channel 50 to "Shop" and buy yourself a few dog-defeating items.




## Pilotwings™

■ FROM AGENT #672

### Bonus Stages

Daredevil landings in three of the events of this flight simulation game will net you a lot of points and a chance to participate in three other fun flights. In the parachuting event, there is a platform that moves back and forth in a body of water next to the bulls-eye. Land safely on it and you'll earn 100 points, plus you'll be sent to a bonus stage where you control the flight of a diving penguin as it plummets toward a pool! When you strap on the Rocketbelt, you'll take off from a moving platform in the water. Carry out the tasks of the event, then land on the same platform. You'll earn 100 points for the landing and you'll go to a bonus stage where you'll attempt to bounce off several trampoline-like platforms and cross great expanses of water. If you master the hang gliding event and land on a platform in the water, you'll again earn 100 points and find yourself in another bonus stage where you'll strap on wings and try to fly with them for as long as possible.



Parachute to a moving platform, then go for a dip in a bonus stage pool!



After the Rocketbelt, the moving platform and your hot air balloon landing, for bonus points.



With an accurate hang-glider landing, you'll be able to make like a bird across the water.

### Rocketbelt Bounce

Normally, if you land on the ground in the middle of the Rocketbelt event, you'll be docked two points. Our agents have discovered though, that you can touch down on the white domes that are littered throughout the field and bounce back into the air without losing any points.



Bounce off the white domes on the airfield without hurting your chances for certification.

## Final Fight

■ FROM AGENT #409

### Extra Fighters Plus

Before you begin your mission through Metro City in this action-packed street fighter, you can make the going a little less tough by increasing the number of fighters in reserve and adjusting the difficulty levels. On the title screen, press and hold the L Button, then press the Start Button. The "Option Mode" screen will appear, listing several programming features. Press Up and Down on the Control Pad to highlight the options and press the X Button to change the settings. Lower difficulty settings will make the game easier and additional players adds to your fighters in reserve. The extend option adjusts 1-Up awards for points earned. If you want to sample the 19 pieces of music and 53 sound effects, you can activate them by pressing the R Button when they're selected.




Press and hold L, then press Start to call up a screen that is full of options.



FROM AGENT #312

## Konami Code Revised

In the original Gradius game for the NES and several other games from Konami, there is a particular code which rewards the player with special bonuses when it is keyed in at a certain point. Since Gradius III is now available for the Super NES, and since the Super NES controller includes more buttons than the NES controller, the Konami programmers have worked out a slight variation of their classic code. While you're piloting the Vic Viper through space, pause the game by pressing the Start Button. Then press Up and Down on the Control Pad and the L and R buttons on the top and B and A Buttons in the following sequence: Up, Up, Down, Down, L, R, L, R, B, A. When you resume play, your ship will be equipped with Missiles, a Force Field, Options and extra speed. You'll be able to activate this code once for every stage that you have been to. If you try the original Konami Code (Up, Up, Down, Down, Left, Right, Left, Right, B, A), your ship will self-destruct!



Pause the game, press Up, Up, Down, Down, L, R, L, R, B and A, then resume. Your ship will be loaded with extras.

## Random Weapons

If you can't decide which weapons to equip your ship with, you can command the computer to select your weapons randomly. On the individual Weapon Select screen (also known as the Edit Mode), press the X and Y Buttons in the following sequence: X, Y, X, Y, X, Y. Each of the weapons will be automatically selected.



Press X, X, X, Y, X and Y to have the computer select weapons for you.

## Ships-A-Plenty

Our agents have uncovered a quick and easy code that multiplies your ships in reserve nearly ten fold. On the title screen, press and hold Left on the Control Pad and press the A Button three times. Then press the Start Button. When you begin racing through space, you'll have a reserve of 29 ships!



Press and hold Left, then press A three times and Start to begin with 29 ships in reserve.

## Credit Increase

When you start the game, you have four Credits which allow you to play the game once, then continue three times. You can extend the number of Credits by pressing the X Button quickly and repeatedly while the title screen is showing. When the title screen disappears, though, the number of credits will go back to four. Make sure that you press the Start Button to begin before this happens. Our agents have discovered that they can work up to about 7 Credits in the few seconds that the title screen appears.



Press the X Button quickly to add to your chances to continue.

## Spread Your Options

You can make the R. Option, which surrounds your ship with four fiery shields, spread to cover a larger area with a simple move. Activate the R. Option and collect enough Power-Ups so that the option selection is highlighted. Then press and hold the A Button and the R. Option will grow!



When the R. Option is activated and the option selection is highlighted, you can press the A Button to spread the shields.

# FINAL FANTASY II™

THE FIRST EPIC ADVENTURE  
FOR THE SUPER NES

Square Soft's Final Fantasy II for the Super NES sets a new standard of excellence for RPGs. The story, graphics, play and sound will keep fans riveted.



## WORLD MAP

- 1 BARON CASTLE
- 2 MISTY CAVE
- 3 VILLAGE OF MIST
- 4 KAIPO
- 5 WATERY PASS—SOUTH
- 6 DAMCYAN
- 7 ANTLION CAVE
- 8 MT. HOBS—EAST
- 9 FABUL CASTLE
- 10 MYSIDIA
- 11 MT. ORDEALS
- 12 SILVERA
- 13 EBLAN CASTLE
- 14 TOROIAN CASTLE
- 15 MAGNES CAVE
- 16 AGART
- 17 CAVE OF EBLANA



# THE KING'S PAWN

Much of the tale unfolds in scenes in which on-screen characters talk to each other, fight, or stab each other in the back. The twisting plot begins with an elite Red Wing airship commander—you—stealing magical crystals for the King of Baron.

## FLIGHT OF THE RED WING

The opening scenes show Cecil, the Red Wing commander, stealing a Crystal from the town of Mysidia. Neither Cecil nor his crew know the purpose of the Crystal, just that the King gave him his order. Through this

prologue to the game, the player learns about the airships, Crystals, battles and dialogue. In fact, throughout the game, new features are introduced by characters making FFII super player-friendly.



The Red Wing airship is the key to Baron's power in the world of Final Fantasy II.



Cecil takes the Crystal from the King, but soon he will doubt the wisdom of his act.



Although you only watch the battle, it gives you an idea of what is to come for Cecil.

## ROAD TO MIST

The King of Baron strips Cecil of his command when Cecil questions the necessity of stealing Crystals. He is sent to deliver a

package to the town of Mist, accompanied by Kain—a Dragoon and supporter. Lately, monsters have been increasing along the road to Mist.



Kain betrays Cecil when the Red Wing commander arrives at Baron.



Worried by his Crystal dilemma, Cecil asks the King why it is necessary.



Like lycans everywhere, the King of Baron will not have his orders questioned.



At this point, Cecil switches to the player's control so you can explore.



In a tower of the castle, Cecil is awakened by Baron, who will play a central role in the story.

## DRAGOON KAIN

### STRENGTHS

When fighting with Kain, use the Jump Attack. The Dragoon leaps so high that he misses a round of fighting before delivering a kick.

Kain, a member of the King's Guard, will help Cecil in his quest. But where do Kain's true loyalties lie—with Cecil or the King, or to some other power?



Kain's Jump Attack sends him off the screen. When he delivers the kick, there's another surprise.

## DARK KNIGHT CECIL

Cecil, whose name can be changed to whatever you wish, is the main character and hero. Betrayed by the King of Baron, he sets out to solve the mystery of the Crystals and to free the world!



### STRENGTHS

Cecil's strongest attack is with a sword. When he becomes a Paladin later in the game, he can also use White Magic.



THE QUEST BEGINS IN BARON

# THE FIRES OF MIST

Through a foggy cave the two outcasts search for the correct path to Mist. A Mist Dragon blocks the route, but not for long.

## THE MISTY CAVE

North of Baron is the entrance to the Cave of Mist. Here you'll meet the first real taste of battle. If you reach Mist, a surprise awaits you!

A voice says "Go back," but you must go on.



## THE MIST DRAGON

When the Mist Dragon becomes a mist, do not attack it. Use the Parry command or refill your Hit Points.



## CALLER RYDIA

Rydia learned the magic of calling monsters from her mother, but in time she will learn many other potent spells. When Cecil finds her in Mist, Rydia has good cause to hate him.

### STRENGTHS

The Call Attack summons strong creatures who will fight for Rydia. This is her strongest attack, but she also learns useful Black Magic spells.



Early on, Rydia can use only the Call Attack and White Magic to aid in battle.



Rydia adds more creatures to call later in the game. She also learns Black Magic.



In the Town of Baron, learn about game options and strategies.



Troops fleeing along the way provide much needed items.

## THE FLAME UNLEASHED

Upon reaching Mist, the package that the King gave you suddenly opens, freeing a host of flame monsters who torch the town. There is only one survivor—tiny Rydia, who has lost her mother.



Cecil didn't know that he was carrying the very seeds of destruction in the package.



Cecil and Kain discover Rydia after the attack. Kain's orders are to destroy all Callers.



Rydia has an intention of joining the two men. She calls a Titan to her defense and a battle ensues.



Following the Titan's attack, Cecil finds that he is alone with an unconscious Rydia. Kain is gone.

## ONE NIGHT IN KAIPO

Cecil carries Rydia to the town of Kaipo and takes her to the Inn. That night, a squad of Red Wings attack their old commander. Defeat them and Rydia will join you.



When the Red Wings attack, defeat the Soldiers and the General will retreat.



Rydia sees that you're not an evil man so if you save her from the Red Wings.

## REAL-TIME BATTLES

Battles in FFI are more interesting than in previous RPGs. First, you must make snap decisions. The enemies don't wait for you to make up your mind. Second, you place your party members either in the front line or in a back-up position where they'll take less damage depending on their strengths.



### STANDARD

As soon as the enemies appear, size up the situation and form a battle plan.

The most agile party member has first choice of attack. Most often that will be Cecil.

While the first character is making his attack, you'll be choosing a response for the next character.



You won't have to spend extra time building up Experience Points or Gold because the game is so well paced.

### BACK ATTACK

The Charge command lets you switch your front and rear lines in case of a Back Attack.

If the foes are too tough, or you're in a hurry, push the Left and Right Buttons simultaneously and run away.

## ROSA'S RUBY

Rosa returns when you're in Kaipo, but she is deathly ill. The only remedy is to bring her the Sand Ruby from the Antlion Cave.



Some people in Kaipo talk about a sick girl who was dead into town. Check out their story.



Rosa is in a house in Kaipo. The old man knows how to cure her, but it is very dangerous.

## SAGE TELLAH

### STRENGTHS

Tellah is a great magic user. He specializes in both White and Black Magic, but he has for gotten many spells.



Tellah keeps the fighting members full of life and vigor during a fierce battle.

Tellah is saving his daughter, Anna. He will join you, but like most characters, his path crosses yours only for a short while.



The Sage's powerful Black Magic spells, such as Ultima, can blast away monsters.



## THE BARD AND THE BEAST

From the Cave of the Watery Pass where Tellah joins the party, you'll move on to Damcyan, then to the Antlion's Cave.

## THE WATERY PASS

Tellah is following after Anna, who ran off with a bard, but first he must get through the Watery Pass. His Lightning spells will work wonders against the aquatic creatures, including Octomamm at the end.



Meet Tellah inside the Watery Pass and he will join with Cecil and Rydia.



Tellah instructs you about how to use a boat or save the gate in special rooms.



Tellah's Lightning spells are particularly effective against water monsters.

## PRINCE EDWARD

### BARD

Prince Edward fled with Anna only to find greater danger ahead. He is not the strongest of fighters, but he has mystical abilities.

### STRENGTHS

Edward's singing has a special effect on many monsters—it can put them to sleep!

Singing won't damage enemies.



Edward can also hide from attacks.

## OCTOMAMM

Octomamm's eight tentacles must be destroyed by your party. Use Tellah's Lightning spells, Rydia's Chocobo and Cecil's regular attack.



## THE RUINS OF DAMCYAN

Beyond the Watery Pass is the castle of Damcyan, but by the time you reach it, the place is a smoldering ruin. Here you'll find Anna and her lover.



Tellah attacks Edward before learning what really happened to make Anna run away.



When Anna dies, Edward is devastated, but Rydia saves him out of it.



The castle is ruins but some of the guards can tell you what happened.



Edward has a bookmark that the party can use to fly over shadow seas.



Anna and Prince Edward are on the highest floor, and Anna is in bad shape.



# THE CRYSTAL OF FABUL

Your party must venture from the depths of the Antlion Cave, across the wintery summit of Mt. Hobs to the Castle of Fabul.

## IN THE CAVE OF THE ANTLION

Use the Hovercraft to cross the shallows and reach the Antlion Cave east of Damcyan. On the bottom level is the Sand Ruby and the Antlion.



You'll face many battles in the cave. But Sybil and Edward in the rear for safety.



The Antlion's prize—the Sand Ruby—is the only hope for Rosa. Return with it to Kaipo.

## THE ANTLION

The Antlion was once tame, but as Edward soon discovers, it now is a fearsome enemy.



Sybil's Escape and Edward's slaying will help defeat the creature.



## ROSA IS SAVED

Use the Hovercraft to return quickly to Kaipo. Give the Sand Ruby to Rosa and she'll recover. Now she can join the party and use her powerful spells of White Magic.



The Sand Ruby performs a miracle.

## WHITE MAGE ROSA

Rosa is not only Cecil's sweetheart, she is an accomplished White Mage. Her abilities to protect her comrades during battle make her a valuable addition to the party, but she will not stay with them long.



### STRENGTHS

The Aim command is Rosa's non-magic specialty. When she gives Aim to a fighting member of the party, the frequency of that character's hits will increase.



## THE WAY OF MAGIC

Magic is a key element of FFI. White Magic is defensive. Black Magic is offensive. Some of the spells are just for fun.

### BLACK MAGIC

Not all Black Magic spells are effective against all creatures. For instance, use Fire spells against ice creatures and Ice spells against fire creatures.

### WHITE MAGIC

White Magic is used to refill lost HP and MP and to protect members of your party. Some spells will also limit the spells that enemies can cast on your party.



### ● LIGHTNING

Lightning spells are best used when fighting enemies in water.



### ● FIRE

Use fire spells against creatures of ice and against undead monsters.



### ● ICE

Creatures of the fire are weakest when it comes to ice spells.



### ● PIGGY

This whimsical spell turns friends or enemies into pigs who cannot fight.



### ● WALL

Spells such as WALL are protective spells. They keep your party members safe from enemy or enemy spells. WALL reflects magic as the effect falls elsewhere.



### ● CURE2

This powerful spell will restore HP and cure MP. Only use it if a character needs to have more than 250 HP restored. If less HP is needed, use CURE1.



### ● SLOW

The SLOW spell slows down time for an enemy, which means that they attack less frequently and are therefore easier targets for your fighting party members.



### ● EXIT

The EXIT spell will transport the entire party out of the depths of a dungeon, tower or cave, but there are restrictions. It won't work from interior rooms.

## THE FATE OF FABUL

In an attempt to stop the spread of evil, Cecil and his party decide to move on to Fabul to protect the Crystal of Air. Their path leads over Mt. Hobs where they will meet Yang.



Yang is under attack on the summit of Mt. Hobs.

## RED WING RETURNS

Beyond Mt. Hobs the party reaches Fabul, Yang's home. There they tell the King that a master-mind named Golbez is plotting to take his Crystal.



The King of Fabul learns that Egan has been overthrown by Golbez, who now controls the Red Wings.



Suddenly, the Red Wing armada of airships attacks Fabul. Your party must try to defend the castle.

## MOMBOMB

The Mom Bomb changes form from a small foe to a huge fiery creature to a ring of smaller beings. In spite of its fearsome appearances, the Mom Bomb is easy to destroy.



The big Mom Bomb uses an explosive attack against the entire party.



The ring of enemies must be completely destroyed, one by one.



Even though you may see the battles against the invaders, you will face a slow retreat toward the Crystal Cave.



The Kings and other enemies attack in the halls of Fabul. You'll have only three party members to combat.

## KARATE MASTER YANG



Yang was the commander of the Karate Masters of Fabul, but during a training exercise on Mt. Hobs his squad was attacked. Now only he remains to help you and your party.

## STRENGTH

Yang's Kick Attack is his most useful weapon. The Kick strikes all enemies at the same time. His regular attack is strengthened by the Hand Claw.



Yang's Kick Attack is most effective against large numbers of relatively weak enemies. Use Fight against single, powerful foes.

## CALL MAGIC

Rydia's Call magic is a summoning spell to powerful beasts like the Chocobo and Titan. Once a creature is called, it will fight for your party.



Rydia wields the power of non-some monsters.



**Titan**  
HP: 10000  
MP: 1000  
Strength: 1000  
Defense: 1000  
Speed: 1000  
Magic: 1000

## THE FACE OF GOLBEZ

There is no denying the force of the Red Wings. In the end, Golbez appears, as does a traitor from earlier in the game. The Crystal is taken, and Rosa is held captive.



At last you meet the evil force of whom you have only heard rumors up until now. It will not be your last meeting.



Rosa is taken hostage.



While returning to Baron, the party's luck runs out when Levain attacks their ship.



The plot unfolds in twist as you walk up time to a deserted ocean shore.

### STRENGTHS

Palom is a master of Black Magic, but his real strength is the TWIN spell that he casts with his twin sister.



Palom can use many Black Magic spells during a battle.



The TWIN spell is always powerful, both twins must cast it.



## BLACK WIZARD PALOM & WHITE WIZARD POROM

The twin wizards are really just children, but in spite of their childish antics, they are valuable and loyal companions for your escapade on Mt. Ordeals where you must now go.

### STRENGTHS

Porom is a White Wizard, but like her brother, her real strength lies in the use of TWIN, which is a powerful attack spell.



# QUEST OF THE PALADIN

To appease the Mysidians, you must face a great ordeal.

## ALONE AGAIN

Following the attack by the sea serpent, Cecil finds himself washed ashore near the town of Mysidia. In town, the Elder assigns the twins to keep Cecil company on a quest to Mt. Ordeals.

By becoming a Paladin, you will grow your worth to the Elder.



THE MYSIDIANS WILL REWARD YOU WITH A CRISTAL FOR BEING THE FIRST TO REACH THE TOWER OF THE ELDER.

The Mysidians remember that Cecil stole their Crystal.



## TELLAH RETURNS

High on Mt. Ordeals an old friend turns up when least expected. Tellah the Sage, who has been seeking Golbez on his own, now joins the team. You'll need him when you take on the undead monsters that Golbez has placed before you.



Tellah appears on Mt. Ordeals and joins the party along with Palom and Porom.

Cecil's sword does little damage to the undead. The twins and Tellah must do the fighting.



## BACK TO BARON

A secret path leads from Mysidia to the Town of Baron. When Cecil returns as the Paladin, the Elder tells him of the road. After buying the Paladin armor, Cecil and his cohorts travel to Baron. There they find Yang and a cold reception.

The twins have a strong sense of duty and won't desert you after the ordeal on the mountains.



Cecil and friends take the secret path back to Baron, where they hope to find Golbez.



## THE EARTH FIEND

Meanwhile, back in Golbez's mysterious tower, Milon the Fiend of the Earth, is commanded to stop Cecil from becoming a Paladin. Milon brings an army of undead creatures with him, but he will certainly enter the fray himself. If you win, return to Mysidia.



In the Tower of Babel, Cecil transforms.

### MILON

Milon, the Fiend of the Earth, puts up a tough fight. Make sure that the twins stay healthy and cast their TWIN magic.



Things are not well in Baron. The people speak of Cid, the chief engineer of the airships, having been thrown in jail.



Defeat Yang and he'll be his old self again. He'll give you a key to a secret passage.

## THE SECRET PATH

The Old Waterway beneath the Castle of Baron is the only way to get inside for Cecil and his crew. Monsters attack constantly. Use the Saving Site at the end.



Dark channels lead between the pools in the Old Waterway.



Could Baigan really be your friend after betraying you earlier?

## BAIGAN

Although Baigan wants to join your party, the twins smell a rat. He becomes a hideous monster and attacks.



## MASTER ENGINEER CID



Cid is the master of all airships, and you'll need to find him if you want an airship with which to take on Golbez and the Red Wings.

### STRENGTHS

Cid's unique skill is that he can PEEP at enemies to determine their weaknesses. He can also fight using a bow and arrows.

Cid should use the PEEP command when you face a new enemy.



## UP AND AWAY

Before you can meet Cid and get an airship, you must defeat the Fiend of Water who is disguised as the King. The cost of victory may seem very high.

## A FIEND OF WATER

Kainazzo uses a Wave Attack, then hides in his shell. Don't attack him when he's in the shell. Use that time to recover lost HP.



## ANOTHER CRYSTAL

Once Kainazzo is defeated, Cid appears and joins the party. The new plan is to find the last Crystal, which is said to be in Torolian Castle, before Golbez. If they get the Crystal they can exchange it for Rosa, or so they hope.



Cid appears after Kainazzo is defeated in the Broken room.



A collision takes place between two airships above Baron.

As the walls come closing in, who will save the party?



With the airship you can fly to places like the town of Silvers.



## THE BARD RETURNS

In Torolian you'll find Edward, who is in a bad way since being washed off the ship during the sea serpent's attack. You'll learn that the Crystal is held by the Dark Elf.



It seems that Cecil is too late once again. The Dark Elf has already snatched the Crystal.



Edward is sick in bed, but even in his weakened condition he may be able to help you.



Find the Black Chocobo so you can fly to Cave Magnes.



Edward's music saves the day even though he is in a way.

## THE DARK ELF

The Dark Elf loses his advantage when Edward plays the Twin Harp, because Cecil can now use his sword, which didn't work earlier in Cave Magnes.



Metal weapons are useless in the Dark Elf's hideout.



# THE TOWER OF TOROIAN

The Dark Elf is hidden in the deepest chamber of Cave Magnes with the final Crystal. After defeating him, you'll journey back to Toroian then on to the Tower of Zot to meet Golbez.

## THE HOSTAGE DEAL

The Tower of Zot has six floors, each one guarded by the armies of Golbez. Before you reach the evil mastermind, however, prepare to battle the three Magus Sisters and their devastating Delta Attack.



After returning the Crystal, explore Torian's Castle and collect the treasures in the basement.



Another airship appears as you are about to take off from Torian. Kain is the captor.



The Tower of Zot is a high-tech palace with winding corridors and dead ends.



Freed from Golbez's spell, Kain will rejoin Cecil's party.

## LEGENDARY CONTROL

In FFII you can save four games, change names, and even customize screen colors, battle speed and message speed.

### SAVING



You can save four adventures simultaneously on the Battery Pak, and saving is easier than ever. Two main games and towers have special rooms where you can save your progress. Normally you save while in the overworld.

### PASSAGES

Look for hidden passages everywhere. Sometimes a trigger in the floor or wall will open a door. Other times you must walk through walls. In some areas, enter dark channels between rooms.



## THREE SISTERS

Concentrate your attack on the large, middle Magus Sister and protect your party with WALL.



## VALVALIS' TORNADO

Getting out of the Tower of Zot is not going to be easy. First you must defeat Valvalis, Fiend of the Air. Her Tornado Attack is awesome, but now that Kain has rejoined the party, you can defeat it using Kain's jump.



Kain is the key to defeating Valvalis.



## THE WELL OF AGART

Four Crystals are held by Golbez, but there are rumors of Dark Crystals hidden underground. A new quest begins below.



Throw the Magus key into the well in Agart.



The airship crashes into the crater?

## CHOCOBOS

Chocobos are remarkable birds. Some carry you through foe-filled forests while others fly you to important destinations. Rydia can control Chocobos and use them for fighting. Other Chocobos refill magic or store items.



Chocobos look friendly and they are, which has led to the saying in the world of FFII that a Chocobo is a hero's best friend.

## YELLOW CHOCOBO



The Yellow Chocobo acts as a molar repellent. If you have one of these special birds, you can wander far ahead in safety.

## FAT CHOCOBO



This bird has room to spare. If your fare is getting too crowded, a Fat Chocobo can help by storing the excess items.

## WHITE CHOCOBO



The White Chocobo is a welcome find. They refill magic over's MP as you can save expensive Ether potions for desperate times.

## BLACK CHOCOBO



The Black Chocobo carries you to fight, but unlike the airship, it lands only in forests. Look for Chocobos in circular woods.



## THE SECRET PATH

The Old Waterway beneath the Castle of Baron is the only way to get inside for Cecil and his crew. Monsters attack constantly. Use the Saving Site at the end.



Dark channels lead between the pools in the Old Waterway.



Could Baigan really be your friend after betraying you earlier?

## BAIGAN

Although Baigan wants to join your party, the twins smell a rat. He becomes a hideous monster and attacks.



## MASTER ENGINEER CID



Cid is the master of the airships, and you'll need to find him if you want an airship with which to take on Golbez and the Red Wings.

### STRENGTHS

Cid's unique skill is that he can PEEP at enemies to determine their weaknesses. He can also fight using a bow and arrows.

Cid should use the PEEP command when you face a new enemy.



## UP AND AWAY

Before you can meet Cid and get an airship, you must defeat the Fiend of Water who is disguised as the King. The cost of victory may seem very high.

## A FIEND OF WATER

Kainazzo uses a Wave Attack, then hides in his shell. Don't attack him when he's in the shell. Use that time to recover lost HP.



## ANOTHER CRYSTAL

Once Kainazzo is defeated, Cid appears and joins the party. The new plan is to find the last Crystal, which is said to be in Torolian Castle, before Golbez. If they get the Crystal they can exchange it for Rosa, so go they hope.



Cid appears after Kainazzo is defeated in the throne room.



A cutscene takes place between two airships above Baron.

As the walls close in, who will save the party?



With the airship you can fly to places like the laws of Silvers.



## THE BARD RETURNS

In Torolian you'll find Edward, who is in a bad way since being washed off the ship during the sea serpent's attack. You'll learn that the Crystal is held by the Dark Elf.



It seems that Cecil is in trouble once again. The Dark Elf has already snatched the Crystal.



Edward is sick in bed, but even in his weakened condition he may be able to help you.



Find the Black Chocobo so you can fly to Cave Magnes.

Metal weapons are useless to the Dark Elf's intellect.



Edward's music saves the day even though he is far away.

## THE DARK ELF

The Dark Elf loses his advantage when Edward plays the Twin Harp, because Cecil can now use his sword, which didn't work earlier in Cave Magnes.



# THE TOWER OF TOROIAN

The Dark Elf is hidden in the deepest chamber of Cave Magnes with the final Crystal. After defeating him, you'll journey back to Toroian then on to the Tower of Zot to meet Golbez.

## THE HOSTAGE DEAL

The Tower of Zot has six floors, each one guarded by the armies of Golbez. Before you reach the evil mastermind, however, prepare to battle the three Magus Sisters and their devastating Delta Attack.



After returning the Crystal, explore Termae Castle and collect the treasures in the basement.



Another airship appears as you are about to take off from Termae. Kain is the captain.



The Tower of Zot is a high-tech palace with winding corridors and dead ends.



Freed from Golbez's spell, Kain will rejoin Cecil's party.

## LEGENDARY CONTROL

In FFII you can save four games, change names, and even customize screen colors, battle speed and message speed.

### SAVING

You can save four adventures simultaneously on this floppy Pak, and saving is easier than ever. Even mobile cars and towers have special rooms where you can save your progress. Nowhere you save while in the overworld.



### PASSAGES

Look for hidden passages everywhere. Sometimes a trigger in the floor or wall will open a door. Other times you must walk through walls. In some areas, enter dark channels between rooms.



## THREE SISTERS

Concentrate your attack on the large, middle Magus Sister and protect your party with WALL.



## VALVALIS' TORNADO

Getting out of the Tower of Zot is not going to be easy. First you must defeat Valvalis, Fiend of the Air. Her Tornado Attack is awesome, but now that Kain has rejoined the party, you can defeat it using Kain's jump.



Kain is the key to defeating Valvalis.



## THE WELL OF AGART

Four Crystals are held by Golbez, but there are rumors of Dark Crystals hidden underground. A new quest begins below.



Throw the Magus key into the well in Agart.



The airship crashes into the water?

## CHOCOBOS

Chocobos are remarkable birds. Some carry you through foe-filled forests while others fly you to important destinations. Rydia can control Chocobos and use them for fighting. Other Chocobos refill magic or store items.



Chocobos look friendly and they are, which has led to the saying in the world of FFII that a Chocobo is a hero's best friend.

## YELLOW CHOCOBO



The Yellow Chocobo acts as a master repellent. If you have one of these special birds, you can wander far afield in safety.

## FAT CHOCOBO



This bird has room to spare. If your farm screen is getting too crowded, a Fat Chocobo can help by storing the excess items.

## WHITE CHOCOBO



The White Chocobo is a welcome find. They refill magic over's MP so you can save expensive Ether potions for desperate times.

## BLACK CHOCOBO



The Black Chocobo carries you in flight, but unlike the airship, it lands only in forests. Look for Chocobos in circular woods.

# IN THE LAND OF THE DWARVES



King Giott of the Dwarves welcomes you to his subterranean realm where Golbez has been wreaking havoc. Two of the Dark Crystals are safe, but the Red Wings are attacking.

## THE DWARF CASTLE

Not all is well in the Dwarf Castle. The Dwarf Tanks are hard pressed by the Red Wings. King Giott has only two remaining Dark Crystals, and the dancing dolls called Calbrana will test your party's strength. Cid leaves to repair the Enterprise, further limiting your resources.



Talk to the King of the Dwarves to learn about the location of the remaining Dark Crystals.



Battle the Calbrana. First, there are many dolls, but they combine to form one master capla doll.



Golbez has infiltrated even here at the heart of the Dwarf Kingdom. Luckily, help comes from Bylle.

## ONE CRYSTAL TO SAVE

Your task now is to save the last remaining Dark Crystal before it falls into the hands of Golbez. You'll hear about the secret of the Tower of Babil and go to see if it is true. It won't be easy breaking into the tower, but your Dwarf friends can help you by using their Tanks.



Inside the Tower you'll have to climb over enemies. There are eight layers of strong monsters.

The Dwarves will draw attention from your party with the Battle Tank so you can enter the Tower of Babil without being blocked by the Super Cannon.



Master Rubicant leaves Et. Logos in charge. You'll have to fight his wind creation.



A new airship awaits your party if you survive the Tower of Babil.



## RUBICANT AWAITS

Northeast of the Dwarf Castle is a sealed cave where the final Crystal is hidden. You will meet a new ally—a great ninja named Edge—and a new foe, Rubicant, the fourth fiend in Golbez's service.



A new member to the party is added, but will he be enough to counter the strength of Rubicant?

Rubicant is the last of the four fiends, but he isn't the final foe by far.



What lies ahead for Cecil and his cohorts? More excitement, for sure, and surprises. Is this really Shinra? Are there Mythicals on the Moon? Only you can answer these questions.



## NINJA EDGE

### STRENGTHS

Edge, the Prince of Eblan, is seeking revenge for the destruction of his home. He is well equipped with the special Throw Attack that you should use against Rubicant and lesser monsters.



The Castle of Eblan in the world above has been destroyed by the Red Wings. Edge, the Prince of that land and a trained ninja warrior, will join you in the underground to fight Golbez.

As you can see, the world of Final Fantasy XII is vast and ever-changing. The party you use in your quest changes rapidly, requiring new tactics and strategies in battle. There are mysteries, legends, acts of bravery and betrayal, action from the earth to the moon—everything you would expect from a great adventure movie. The difference here is that you direct the story.



# COUNSELORS' CORNER!



## SUPER MARIO WORLD

## HOW DO I GET ACROSS BUTTER BRIDGE 1?

**W**hat makes Butter Bridge 1 so difficult are the piston lifts, wide distances between lifts, and automatic scrolling. When you jump on a piston lift, Mario's weight forces it down, which means you have to keep jumping up and down in order to keep the lifts up. Bring Yoshi along so you can save yourself by jumping off his back by pushing the A Button if

you miss a jump. On the first set of piston lifts, bounce on the far right hand edge. Make your jump when the lift is about in the middle of the screen. Stomp the Paratroopa between the second set of lifts to reach the beam. The distance between the third set of lifts and the log platform is the greatest, but you can leap to the back of the Paratroopa for a step up. Once you reach the tallest lift, the scroll

starts moving down. Stand on the lift and let it sink until you can see the lower lifts. When the scroll starts moving upward, make your way through the spinning blocks to the top row. The final hop, from the log platform to solid ground, crosses the path of Paratroopas. Jump to the back of a Paratroopa and from there a second jump will carry you to the ground.



The Butter Bridge in Lakitu's Castle is one of the toughest in the game. Bring Yoshi and make sure Mario has a Cape. Take the Cheese Bridge for an easier route.



Mario and Yoshi are ready to make the leap to the third piston lift. Their take-off position is critical. Yoshi is as far to the right of the lift as he can be.



The Paratroopas can be a big help in this area. When the distance between lifts and platforms is too great, jump to the back of a Paratroopa, close to your goal.



Throw the switch in the Red Switch Palace to make this row of Mechs solid, but if the red Mechs are hollow, bounce off the backs of the parade of Paratroopas.



This lift is so high above its neighbors that if you jump early, you'll have nothing as which to land. Let Mario's weight carry him down close to the lower lift.



The final jump is neither difficult one. The Paratroopas are in a good position to lead a head, or a back. Jump onto a Paratroopa then hop off onto solid ground.

# SUPER MARIO WORLD

## HOW DO I GET THROUGH SODA LAKE?

**U**nderwater worlds can be the toughest because they require new strategies and controller techniques. Filled with

Torpedo Teds, Soda Lake is a real bruiser. To stay clear of enemies, Mario should swim along the edges of the screen—top or bot-

tom—even if you can't see all of him. Near the end of the lake is a reef Mario can swim beneath to avoid the Torpedo Teds.



By swimming half off the screen, Mario is safe, either at the top or bottom of the lake. When you meet obstacles, switch to the opposite side of the screen.



Here Mario is forced into the middle of the lake. Wait for the Cheep Cheeps to pass, then drop down and swim to the right and up before pressing under the reef.



Three Torpedo Ted leechers are stacked against you near the reef. Swim below the reef to avoid them. Although Mario is invincible, the screen keeps scrolling.


## BATTLETOADS

## HOW CAN A TOAD LEAP AND LIVE IN THE TURBO TUNNEL?


**D**own here the heat is on high and one bad hop will cook a Toad faster than you can say Battletoad. The problem a

lot of Toads have is jumping from the wrong spot and winding up in the soup. Appearances can be deceptive. You have to be right


down next to the lava if you want to reach the next island. If you jump from the top of the island, you won't make it.



This might look like a good jumping off point, but it isn't. Toads just can't go the distance here.



Although it doesn't look like much of a ledge, hop down over the lava. Now you can make the jump.



The shortest distance is to jump from the low ledge of one island to the low ledge of the next.

## GAME COUNSELOR PROFILES



### Jeff Sakamoto

Became Game Counselor: May 1990  
Hobbies: Volleyball  
Highest Score: 19th level of Tetris  
Favorite NES Game: Tetris



### Michael Vetsch

Became Game Counselor: May 1990  
Hobbies: Golf, Music, Video Games  
Best Accomplishment: Finished Castle-  
vania with no continues  
Favorite NES Game: Wizardry



### Jon Whisler

Became Game Counselor: June 1990  
Hobbies: Theater, Snowboarding, Diving  
Best Accomplishment: First Counselor to  
Finish Populous  
Favorite NES Game: The Simpsons



### Robert Johnson

Became Game Counselor: July 1990  
Hobbies: Water Skiing, AOD, Snakes  
Best Accomplishment: Finished Solstice in  
15 minutes  
Favorite NES Game: Wizardry

# THE LEGEND OF ZELDA

## HOW DO I DEFEAT GANON?

Link's final task is to defeat Ganon in his Death Mountain lair. Two weapons are required for the coup de grace—the Magic Sword and the Silver Arrow. The Red Ring, also found in this level, is useful as it boosts your defensive power. Take the secret passages to Ganon's chamber, which is the room directly below the left blank spot on your game screen map. Hit Ganon three times with the sword to make him remain visible, then shoot him with the Silver Arrow.



**LEVEL HINT: DEATH MOUNTAIN** Underutilized few rooms are connected by the secret passages of Death Mountain is the key to finding the Silver Arrow and Ganon. Remember to look walls and push stones everywhere to find hidden entrances and rooms. When you look at the game screen map, notice the two blank areas. They are in fact rooms.



Go to the blank space on the right side of the map. It is actually a hidden room. Here Link finds the Silver Arrow.



Take secret passage F and enter Ganon's room. Make sure your hearts are filled and you have the Magic Sword selected.



Hit Ganon three times with the Magic Sword. It won't be easy. Ganon appears and disappears repeatedly around the room.



Finish Ganon off by using the Silver Arrow. He melts and leaves behind the Triforce of Power, which he had stolen.



Pass through the upper door to End Zelda. The fire that separates you can be extinguished by using the Magic Sword.

# METAL GEAR

## HOW DO I DESTROY THE SUPER COMPUTER?

After collecting the eight cards, your mission is to knock out the Super Computer. To get Dr. Petrovich's help you must rescue Ellen. She is in

the building where you were taken earlier in the game. Punch walls inside to find her. Now visit the Doctor. He is in the room to the left of where you got the Flashlight. He

tells you that you'll need 16 plastic explosives to destroy the Super Computer. Only after he tells you this about the Super Computer, can you actually blow it up.



Inside, punch walls to find the hidden cell where Ellen is being held captive. Once she is free, Dr. Petrovich will help you blow up the Super Computer.




Dr. Petrovich is so happy that Ellen is safe that he gives you the information you need. It will take 16 plastic explosive charges to blow the computer.




Only Dr. Petrovich actually told you how to blow up the Super Computer with the 16 charges in that job. If you saw him, it's time to wait some more help!

Knowing how to pass through the Maze Zones is essential. Take the Lower Maze Zone to find the building where Ellen is held using the route: left, left, upper left, and left. Reach the Doc through the Upper Maze Zone as follows: lower left, lower left, up, and lower left.



Take the Lower Maze Zone to find Ellen. The pattern is left, left, upper left, and left. You'll reach the building where you were taken earlier in the game.



The Upper Maze Zone leads to the building where Dr. Petrovich is waiting. The correct route through the maze is: lower left, lower left, up, and lower left.

## DESTINY OF AN EMPEROR

## HOW DO I DEFEAT SI MA YI?

**G**et Zhu Ge Liang by Level 17 to build up his Tactic Points. Save the game before point increases. If the increase is low, try again. Enter the final battle

with extra Power Pills and over 100 Tactic Points. Zhu Ge Liang heads the party with Jiang Wei as the tactician. First, use the Ji Mian spell. Next, use An Sha, except not

on Si Ma Yi. The Power Pills boost your hitting strength versus Si Ma Yi. With luck, you'll defeat him with Wan Fu before he restores his forces.



Wise Zhu Ge Liang is at the head of your line up, make Jiang Wei the tactician, because he can use both Ji Mian and An Sha.



Your first move should be to use the Ji Mian spell, making it unlikely that the enemy will cut off the heads of your generals.



Si Ma Yi is tough, but he can be beaten. Most Tactic Points and Power Pills prove the winning combination for Zhu Ge Liang.

## THE SIMPSONS: BART VS. THE SPACE MUTANTS

## HOW DOES BART GET PAST THE STATUES AND THE TAR PITS?

**S**tuck in a museum with a bunch of statues carved by dead Egyptian dudes? Don't have a cow. Have Bart jump onto the ledge of one of the statues and jump up and hit its head. An ank symbol appears. Grab six of them then jump to the column that has risen from the floor to ride out the earthquake.



When you reach what seems like a dead end, jump onto one of the statue ledges then hit the head.



Collect six ank symbols from the statues and stand on the column during the earthquake that follows.

**A**fter dodging a hail of stones back in the museum hall with the statues, you can move on. When you

do, chances are you'll jump into the tar pit and lose a Bart. The trick here is to jump from the upper ledge, even though it looks like

part of the background and not something you can stand on. The first jump is the critical one. After that, just keep hopping.



If Bart jumps from here, he'll wind up in the tar.



Jump from the upper ledge to the skeletons.



The first jump is the most difficult one.

**I'm waiting for your letters!**

*Write to:*

**NINTENDO POWER**  
Counselor's Corner  
P.O. Box 97033  
Redmond, WA  
98073-9733

*Call us!*

(206)865-7529  
Nintendo Game Counselors  
Mon.-Sat., 4:00 am to Midnight  
and Sun., 8:00 am to 5:00 pm,  
Pacific time.



## CAREER CRIMINALS ON THE LAM!

Konami brings famous villain Carmen Sandiego and her 15 V.I.L.E. henchmen to the NES in a special new package that includes a vital weapon: The New American Desk Encyclopedia. In a time machine, Carmen and cohorts are cruising through history causing trouble. Use the encyclopedia to track her down.

### Your Assignment: Crack the Case

When Time Patrolters report a crime, the Chief calls on you to solve the case. You'll be authorized to use the amazing Acme Chronoskimmer to travel through time.



|  |               |
|--|---------------|
| GAME PAK DATA BOX                      |               |
| WRITTEN BY<br><b>DAVE SOLO</b>         |               |
| DESIGNED BY<br><b>CARMEN SANDIEGO™</b> |               |
| KONAMI                                 |               |
| MEMORY                                 | 1 x 2<br>MMCS |
| POWER METER                            |               |
| Graphics & Sound                       | 2.9           |
| Play Control                           | 2.7           |
| Challenge & Excitement                 | 3.3           |
| Theme & Fun                            | 3.0           |

## Begin Your Mission

Carmen's clever crew stole a time machine and is skipping around in time, stirring up trouble. Drat! Now one of the sticky-fingered felons has flown back to the year 1044 A.D. to steal the Kaifang Pagoda from China. You have a mere 35 hours to track the thief down and return the Pagoda to the people of China. Before you leave, though, take a look at the dossiers of the Sandiego mob.



A time sweep plepats the time and place of the crime. Now it's your job to travel back in time to catch the crook.



You've been granted the use of the Chronoskimmer, but for only 35 hours. If you can't crack it, the case will go unsolved.



# DOSSIERS

Savvy sleuths learn what they can about the criminal mind. Over the years, time patrollers have collected tidbits of information about the crooks they've encountered. Get the M.O. of Carmen's V.I.L.E. bunch by studying their dossiers. Knowing what makes them tick can lead to a speedy arrest.

## EARL E. BIRD



He gets the worm and anything else that's not baked brown.

## LYNN GWEEHY



The devil never is full of himself. Don't trust her!

## MINNIE SERIES



When the script calls for theft, Minnie's test is the star.

## SHARON SHARALIKE



She likes to share others' things—without their permission.

## JUSTIN CASE



Justin takes whatever he thinks might cause a heavy raincloud.

## RUSS T. HINGE



Headlines indeed! His new project is making out with the gods.

## SYBIL SERVANT



Steel Sybil wears goggles plus for business deals.

## GENE YUSS



Would you buy dechlorinated water from this stinky character?

## MOLLY CODDLE



She may look like a sea name, but Molly has a more stinky.

## NOSMO KING



This health-conscious track is a case of many good things.

## CARMEN SANDIEGO



She's no thief. Carmen is the boss behind the hot bench.

## LEE & BILL DING



These sour-faced siblings share the blame for lots of jobs.

## RUDY LEPAY



Lepay is a head-muddled fool who often leaves with the loot.

## "AUNTIE" BELLUM



This swelterer bills it as charming—and whoever-it can be.

## ERNEST ENDEAVOR



The only thing he's excited about is committing checked-out acts.

## KARI MEBACK



Cut-berger Kari cuts off whatever valuables she can carry.

## It All Adds Up

Sometimes witnesses and informants pass on clues that will help you identify the person who perpetrated the crime. Be sure to record the tips in your evidence file. When you've collected enough information, you can compute, or compare, the file to the dossiers and pick the thief out of the lineup.



The witness has seen to tell you. He noticed that she had hazel-colored eyes. What might that be?



Compare the information. What you Minnie Sharon Sharalike as the perp, the Captain Robot activities.

## CHINA 1044 A.D.

Which mobster are you pursuing? And where are you heading? You won't know until you talk to witnesses and informants. If you're observant, you'll get the hints and follow the right track. Take notes! Your trail starts at the scene of the crime, China, in 1044 A.D.



First, find out what's happening in China during the 11th century. Note any significant events.



Talk to a witness or informant to see if either of them remembers anything about the thief.



According to the witness, he likes "The Jungle Book." Wasn't it written by Rudyard Kipling?

## Evidence Update

The witness also drops a hint about Thomas Jefferson, so go to the U.S. next. When you Search you use valuable time, so don't ask any more questions! Update your evidence file and compute the data as soon as you have enough info to issue a warrant for the crook.



If you catch blunders before issuing warrants for their arrests...



you have to let them go free. Follow proper procedure.

## U.S.A. 1778 A.D.

Turn the clock forward to Jefferson's time period, then head for the U.S. and the year 1778. Find out what notable events are taking place, then Search for more information.



Flat Mound... won't be a Search until from the early 20th century? Let's go to Holland.



You're already down to 28 hours, and you haven't issued a warrant yet! Use your time wisely.



The witness also recalls that the thief had gray eyes. It's time to update the evidence file.

## Evidence Update

So far you've found out that the thief is a gray-eyed male who likes a book by Rudyard Kipling. Sometimes the computer can identify the criminal with three pieces of information, other times it can't.



Take a risk and wait for another piece of information. Map into the Chrono-Scanner and travel to 20th century Holland.

## HOLLAND 1920 A.D.

You will arrive in Holland with 25 hours remaining. During the 20th Century, Holland is a constitutional monarchy. A witness here will drop some important hints. Don't miss them!



Another tip! The culprit has red hair. That should help you make a positive identification.



A prisoner says that the thief is exploiting with Henry Hudson. It's back to the U.S. for you!



The evidence file is nearly complete. You have enough information for a warrant.

## Evidence Update

The evidence points to that terrible twosome, Lee and Bill Ding. A warrant is issued, the Capture Robot activated. You're ready to make an arrest.



## AMERICA 1611 A.D.

In the early 17th Century, Henry Hudson discovered the river and bay named for him. The Ding Bros. really had nothing to do with it, but they wanted to go along for the ride.



Talk about a time warp! You're back in the U.S., but it's more than a hundred years earlier than it was the last time you were here.

When you talk to the witness, it whittles your time to 18 hours. He tells you that the Dings are likely to be on their way to see the Goddess of Pulque. Where does she live?



Centuries ago, the Aztec people finished its central Mexico, which seems to be your best destination. This witness has seen more to tell.



You already have a warrant so you really don't need any more evidence, but it's interesting to know that they like paintings of bald ducks.

## MEXICO 1000 A.D.

You've arrived in ancient Mexico at the pyramids of Aztec gods. What kind of trouble can Lee and Bill be up to here? The trail seems to be hot here. They can't be far ahead.



Your first Search reveals that they are, indeed, here! They are apparently hiding, though, so you'll have to Search more thoroughly to uncover the time tripping two-some.



Further investigation pays off! You're right on target.

### Corner the Creeps

Because you've followed the right trail, you're about to bust the bad guys. And you even have time to spare! That will impress the Chief and other time patrollers.



The Captain Robot activates automatically and takes us on the Dings. While holding them in its powerful beam, the Captain Robot runs on I.D. check, just to verify that you've picked up the right pair.



You have indeed tracked down a dangerous duo. The Captain Robot thus checks to make certain that you have filed all of the necessary paperwork. It's a good thing that you took the time to obtain a warrant.



Congratulations! You've cracked a tough case. These two are on crooked at the top is long—and days can last for centuries when you're "time traveling"! They'll be behind bars for who knows how long.

### The Wrong Turn

If you hadn't been so clever, the case might have gone unsolved. Going to the wrong places, for example, is costly.



When you're on the right track, you'll detect a KILL. Hee-hee.



When you're on a cold trail, though, the people you meet won't have a thing.

### Time's Up!

If you can't collar the criminal in the allotted time, the case goes unsolved and the thief goes free.



Oh, ok, the Chief is calling. Bad news—time's up!



Success you blew it, the thief gets off scot-free.

# ULTIMATE AIR COMBAT™

## A MISSION INTO REALITY

Ultimate Air Combat from Activision for the NES gives you the chance to fly tactical air missions with a surprising amount of reality. On the way to the target you'll engage enemy fighters in a fierce dogfight. After destroying the bogeys, close in on heavily defended positions and make precision bombing runs on bridges, bunkers, ships, and other vital military targets. The enemy is a notorious dictator whose aggression against his neighbors forces the President of the United States to send America's finest pilot to make surgical strikes. This is more than a flight simulator. From actual armaments to realistic scenarios, not to mention handy password codes, UAC has the right stuff.

|                                   |                |
|-----------------------------------|----------------|
| GAME PAK • DATA BOX               |                |
| ULTIMATE AIR COMBAT<br>ACTIVISION |                |
| MEMORY                            | 1M x 1M<br>MM3 |
| FEATURES                          |                |
| Graphics & Sound                  | 3.7            |
| Play Control                      | 3.0            |
| Challenge & Excitement            | 3.0            |
| Theme & Fun                       | 3.4            |

## PRESIDENTIAL DECREE

In the introduction option at the start of the game you'll get a behind-the-scenes glimpse of a White House briefing. Admiral Cliff Stormdrans tells the President about a conflict brewing overseas. General Don Gwano, a ruthless dictator, has financed an advanced military machine with his oil revenues. Now he is attacking neighboring countries. The Admiral's plan is to send in a crack pilot with the best hardware available. The briefing also includes an overview of the three jets that the pilot can use. The President agrees with the plan and you receive your orders.



You'll have four major targets during each mission, ranging from bridges to bogeys.

Destroy a target like this one.

# A CHOICE OF HARDWARE

When you reach the Flight Deck you'll have to choose between the three Navy jets available. All of the aircraft handle about the same, but each one carries specialized missiles, if you crash and burn, you'll have

two more chances to complete the mission. Not only do you decide what plane to fly, you also choose the weapons that you take into combat. A description of each missile appears when you select it.

## FA-18 HORNET



### FUEL TANK



Extra fuel allows for longer flights.

### SLAMPOCK



This Air to Sea missile tears through steel hulls.

### BOGIEBUSTER



The Bogiebuster works well against large ground targets.

### SUPERNOVA



An Air-to-Air missile requiring a long radar track.

### STEALTH FLYING SAUCER



The best-looking Stealthsaver has a limited range.

## AV-8 HARRIER



### FUEL TANK



Leave the extra fuel tank and load extra missiles.

### SLAMPOCK



Small impact cluster bombs for precision strikes.

### SEA SLAMMER



The British Sea Eagle is a powerful ship killer.

### SLAMROCK



This Air-to-Air missile tracks great for close combat.

### STEALTH FLYING SAUCER



These Stealthsavers can be loaded on each point rack.

## F-14 TOMCAT



### FUEL TANK



You never know how long an engagement will last.

### AS-X-30



A modified Soviet Air-to-Ground missile.

### PRECISION



Perhaps the best Air-to-Air missile available.

### SLAMROCK



Ace pilots may enjoy the challenge of this missile.

### STEALTH FLYING SAUCER



The Stealthsaver is standard equipment in the Navy.

## SCRAMBLE!

After loading up for the mission—matching weapons to the type of target—you'll receive the scramble call. Your jet catapults off the deck of the carrier, or lifts vertically if you're piloting a Harrier, and the view changes to inside the cockpit. Before the first bogeys appear, glance quickly over the flight instruments, paying close attention to the Radar Screen, Missile Selector and Altitude Gauge. The controller works just like the stick on a fighter jet. Push forward to dive and pull back to climb. These planes are super-maneuverable, but they do have altitude limits and you can't control your speed. Destroy three bogeys then move on to the target.



Take-offs and landings are automatic.

## AUTO ARM

The Auto Arm feature automatically chooses the appropriate weapons for a mission. If you don't have a favorite missile, this is the quick and easy choice, but it may not be as effective.



Auto Arm always includes a Fuel Tank.

# INSTRUMENTATION

It's important to know your instrument panel and to be able to size up your situation in a glance. The panel shown below is for the F-18. Each plane has slight variations in the layout of instruments.



## WARNING LIGHTS

Red light lights tell you when some on-board system has been damaged. The warnings are for Altimeter, Missiles, ECM (Dir), Fuel, Radar and Stall.

## DUAL FUNCTIONS

The Damage Display also doubles as an Information Display when you pause the game.

## FUEL GAUGE

The more green shows, the more fuel you have left.



## AMMO & CHAFF

Watch Ammo and radar-jamming Chaff levels.

## SPEED & ALTITUDE

Speed is critical in combat. Don't stall out.

## COMPASS HEADING

This gauge also shows an artificial horizon.

## RADAR DISPLAY

Your view always faces UP on the radar screen.

# DOGFIGHTING TACTICS

The bogeys come in fast and furious, but you have a lot of fire power. Watch the heads-up display for missile lock or listen for the computer voice that shouts "Fire!" The missiles are much more effective than guns. Get the bogeys off your tail.



## POWER-UPS

Sometimes Power-Up items appear after destroying an enemy target. If you want strict realism, just don't collect the items. On the other hand, a little extra fuel or damage repairs can be useful after a dogfight. Identify Power-Ups on the radar as a round object.



## BACKDOOR BOGEY

If bogeys lock onto your tail, the best tactic is to pull through 180 degrees vertical and swoop in behind them. Be prepared to get missile lock as you come around.



## PROCEED TO TARGET

Once you've trashed the interceptors, move on to the main target over land or at sea. For a short time the Damage Display shows you the specific target type—whether it's a bunker, bridge or some other structure or ship. Then the view changes for the bombing run.



Warning! No warning! Aim! Hit! Hit! Hit!

# COMMENCE BOMBING RUN

You must bomb specific sites in order to destroy General Gwano's war-fighting capability. The bombing run has an overhead, outside the fighter view with a cross-

hair to line up your bombs. The inset gauge displays fuel, the number of remaining targets and a directional arrow pointing to the next target.

## VITAL SIGNS

The inset gauge on the screen shows all the essential information you need for a successful bombing run. The arrow points at the closest primary target and the numeral shows how many targets remain. The Fuel Gauge indicates when you're running low.



Follow the arrow to the targets.

## POWER-UPS

Power-Ups may appear after destroying enemy armor or installations. Extra fuel, bombs or in-flight repairs give you extra time to knock out primary targets or to destroy secondary targets.



Go ahead, Power-Up.

## BOOST YOUR SCORE

Although you must take out all the primary targets, you can also destroy anti-aircraft batteries, tanks, bunkers, oil tanks and other military targets for extra points.



Use guns to destroy lesser targets.

# MORE MISSIONS

After you complete the first four missions, the Admiral has four more lined up. This time the fighting is even harder. Enemy pilots are more skilled and they

launch missiles at you. Use Chaff to throw them off. You'll also fly night missions. New weapons become available the further you progress in the game.

## WEAPONS UPGRADES

Top military laboratories in the U.S. have been working overtime to provide you with the latest in super weapons. When you complete a set of four missions, new weapons like an Air-to-Air laser will be available for certain planes.



The laser takes time to recharge.




Typical missile size varies.

The Harrier gets added tanks so more missiles can be loaded on to it.

## CAUGHT IN THE FIRE FIGHT

As you destroy more and more of General Gwano's forces, the fighting gets ever more desperate. The dogfights are tougher and there are more targets to hit on the ground, plus tougher anti-aircraft defenses. To completely destroy the General's ambitions will take nerves of steel and maybe a little luck.



Use laser weapons to destroy air jets.

Don't let us fly above the forest line.



You have only three jets. Make 'em last.

GAME PAK DATA BOX

**TOM & JERRY**

HI TECH EXPRESSIONS

|        |       |
|--------|-------|
| MEMORY | 1Mx1M |
|        | MM3   |

**POWER METER**

|                        |    |
|------------------------|----|
| Graphics & Sound       | 37 |
| Play Control           | 30 |
| Challenge & Excitement | 30 |
| Theme & Fun            | 34 |



# TOM & JERRY™

(and Tuffy™)

TM and Copyright 1991 Turner Entertainment Co.



## CELEBRATING 50 YEARS

This past half-century has been witness to the comical cat 'n mouse antics of Tom, a particularly frazzled feline, and Jerry, his mischievous mouse friend. After starring in more than 200 cartoons, entertaining captivated audiences in over 90 countries and winning eight Academy Awards, this power duo now makes its video game debut in Hi Tech's latest action-packed adventure game, Tom & Jerry. Will all that experience pay off? Don't get yourself caught in a mousetrap—check out our furry friends in the most exciting Tom & Jerry appearance yet!



## CHARACTER INFO

So, you may ask yourself, what are our fun-loving pals really like? Read on for the whole scoop on our cast.



## TOM

Tom is your ordinary gray and white house cat, and a proud one at that! He can be frequently found napping on the job and therefore regularly becomes a prime target for Jerry's practical jokes. When awake, though, this cool cat is always on the lookout for surprise mouse attacks—he will even come up with an occasional scheme to try to get even with Jerry. Though his efforts to outsmart Jerry are usually fruitless, it doesn't stop him from trying again!

## JERRY

This pint-sized wonder has definitely proven that being small doesn't have to be all that bad! With quick little feet, big radar ears and sharp mind, Jerry can get himself out of almost any predicament. He can then sit back and snicker as Tom gets into a heap of trouble himself. With those cute little eyes and blushing cheeks, not even hard-hearted Tom can stay mad at Jerry for long.



## TUFFY

An adorable little bundle of energy, clad in an overpadded diaper and armed with enthusiasm, Jerry's little nephew Tuffy is the perfect partner in play and student in cat harassment. While learning all the tricks from Uncle Jerry, the young lad even pulls a few of his own out of his hat! What does this dynamic duo spell? Double the fun for Jerry and Tuffy, but double the trouble for a frustrated Tom!



## SOME HELPFUL ITEMS

Collect these useful items along the way to help you get out of any sticky situations you may encounter.



A Big Cheese will do the trick.



Send the Little Mouse to Sleep.



Use this snake to catch wasps.



Every color has its place.

## SO WHAT'S THE PROBLEM?

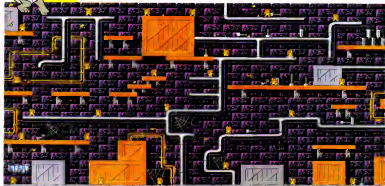
Tom is at it again with yet another fun-brained plot! He has mousenapped Jerry's nephew, Tuffy, and locked him in a trunk in the attic. As Jerry, you have to make your way up from the basement through five levels, each a different room in the house, to rescue the little guy who

admires you so much. Along the way, you'll come up against obstacles like pesky Roaches, slimy Snails, an army of Ants and, of course, slimy himself! You can do it, though. Remember, Tuffy is counting on you!

## WORLD ONE



You're all ready to rescue Tuffy from up in the attic, but Tom's made this one tough on you by making you start down in the Basement. You know everybody has to start somewhere, but it's too dark down here! All those creepy-crawlies don't make things any better, either, so grab a few pieces of strategically placed Cheese along the way to make your journey a little more pleasant. You've got no time to lose as you make your way up through the tangled mess of pipes and crates. Don't get lost! This is only the beginning.



## STAGE ONE

Stage One is easy to get lost in. Don't forget to keep your mousy wits about you as you make your way to the exit in the upper right corner! Try jumping on different objects—some will prove to have helpful hidden footholds you may not have noticed before. Using the crates to stand on and climbing up the pipes is a good way to reach high spots. Watch out for those Bees, though, because they will make a bee-line right for you. Although they won't hurt you, they can cause Jerry to have a nasty spill. Also beware of the blasts of steam that frequently pop out of open pipes. Keep an eye out for new items!



Don't let Jerry get roasted by the hot blasts of steam!



Spider Webs will make Jerry as slow as molasses.



Flee the frozen Stage Mobs in each stage to earn extra points.

## STAGE

To make it through Stage Two and up into the Kitchen, Jerry has his route planned out through the drain pipe, which conveniently enough, makes a perfectly mouse-sized tunnel! You will have to share the pipes with an occasional rush of water, so don't get swept away. There are lots of pieces of Cheese to be found, as well as a healthy supply of Invincibility link to help you get past the many Snails and Lobsters. Helpful hints to remember: While Snails and still Still Lobsters cannot be destroyed, you can put them to sleep with a few hits from your Marbles. Moving Lobsters can be destroyed with two hits.

# STAGE ONE WEAPONS

It seems Tom has lost a few over the years, but witty Jerry has an endless supply of Marbles at his disposal. Give them a try and see where they are most effective. There are some other handy items to be found in World One, like the Hammer and the Fryng Pan. With these special weapons, you can defeat some enemies with only one hit!



Use the Hammer on tough enemies.



## TWO



A **Sill Lobster** can't be destroyed. Just put it to sleep for a while.



To get up high, shoot to a bubble.



Don't let an unexpected **Water Fish** catch you off guard!

## STAGE THREE

Look who's waiting for you at the end of World One! About five good hits on the head with your Marbles should keep Tom out of the way.



Jump up and shoot a Marble at Tom's head.



Don't take a dip—Jerry can't swim!



## WORLD TWO



Relieved to be out of that dark Basement, eh? Jerry's next stop on the way up is in the kitchen. Yum! There is sure to be plenty of Cheese here for a certain hardworking and hungry mouse named Jerry! Unfortunately, those pesky Roaches and a whole army of Ants had the same thing in mind. Maybe there will be enough snacks to go around for everyone. We hope so, because Jerry needs his strength to make all the tricky jumps in this level.



### STAGE ONE

When you're a little mouse, everything in the big human-sized world can be so overwhelming! Carefully make your way through the cupboards, drawers and shelves. Make use of all the items in the kitchen. Jump on pan handles, or grab a Meat Cleaver for some spice.



A new weapon for you! Grab the Meat Cleaver in the Kitchen.

### STAGE TWO

Stage Two sends you sneaking behind the walls. This must be where all those Ants have been camping out! Head to the upper left area and use your Bubble Gum to find your way out of the woodwork.



You have to chew a stick of Goo to get out of Stage Two.

Push on a Caterpillar for a boost to the upper platform.

### STAGE THREE



Not again! Tom has come back to greet you at the end of Stage Two, but he seems to have fallen asleep. Maybe you can get these Bees to help wake him up. The trick is to get each Bee to sting poor Tom on the head. With practice, you'll surely put a "sting" in his step!



Stand on the middle platform and toss a marble at the Bee.

# WORLD THREE

## STAGE ONE



You're getting close—don't give up now! It is very windy up on the Roof, so watch out for leaves and other flying debris. They will push you right off the edge! You also will find a whole herd of acorn-throwing Hopping Chipmunks up here, too.

Most every obstacle can be taken care of with your Marbles.



Two balls will take care of 'em!



They just won't "leave" you alone!



## STAGE TWO

Where there's a Chimney there's fire! Marbles won't be of much help to Jerry in this hot box, but a Cup O' Water might help put the flames out. Watch out for those floating Coals.



A heavy Spring helps out.



Put the fire out with a Cup O' Water.

## STAGE THREE

Our fiery fel fallen asleep—he ever give who's boss him with Me about 25 hi practice.



Quick Jerry better!



# WORLD FOUR

## STAGE ONE



It is nice to be back indoors in a comfy living room. Just where a nice house mouse should be! Stage One is filled with Bouncing Balls ready to bump Jerry off without hesitation. Watch the pattern and avoid them or take them out with a couple of marbles.

Be sure to pick up the Drill in Stage Two. Experiment to see which walls you can drill through.

## STAGE TWO



The Drill can be used on certain walls.



Watch the electricity or you'll get a nasty shock.

## STAGE THREE

Back again? This time Tom is tossing Firecrackers at our hero. Jump to the upper left platform, then back to the right after the Firecrackers pass. Watch the pattern. When Tom's head appears, let him have it with the Marbles then get back to the upper left. Be quick!



Wait for Firecrackers to pass, then the upper left platform is safe.

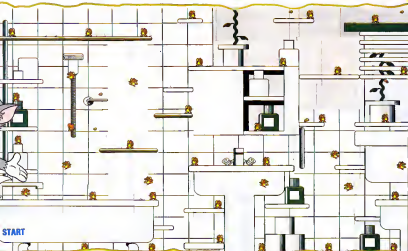



# E THREE

ne friend hasn't  
this time! Won't  
up? Show him  
by clobbering  
rubbles. It will take  
ts and plenty of



Keep dodging those fans.





## WORLD FIVE

### STAGE ONE



Jerry has made it to the last stage and there's no time for a pit stop—we're almost to Tuffy! Those nasty Roaches and Chomping Dentures are back in full force, but you know how to take care of them. If you think you are stuck, just look for a dangling electric cord to grab onto or a bottle top to leap on.



### STAGE TWO

This must be the Attic—it is full of Ghosts! Avoid the cobwebs and nails, and use the Mothball sparingly, as you'll need it for the final confrontation.



Get the Key to save Tuffy!



Mothballs are better than Marbles.

### STAGE THREE

No more Mr. Nice Mouse! It's time to stop playing games—at least until Jerry can devise a scheme to get Tom back, that is. Dodge the Rockets and toss those Marbles at Tom's head, and you'll soon have your number one helper back.



Watch the pattern and keep those Marbles coming!



# FREEBALL™

2 0 0 0



Copyright © 1993 Krypt Software, Inc. All rights reserved.  
TM 1993 Krypt Software, Inc.









HAVE A NICE DAY!

BY YAM BALLINGER

**COMING SOON  
TO A GAME BOY NEAR YOU**

Produced By Bullet Proof Software

**NINTENDO  
POWER**

SPECIAL FEATURE

# GAME BOY



BATTLE  
TOADS



FACEBALL  
2000



KID  
ICARUS



DOUBLE  
DRAGON II



WORD  
HAI



# BATTLETOADS™



## The Dark Queen Hatches A New Scheme!

To your battle stations Toadsters! The Dark Queen is up to her evil tricks again and those fabulous fightin' frogs, the Battletoads, are in for another round of slime smashin' action against her

fiendish forces! Zitz goes it alone through nine treacherous stages to track down Her Wicked Majesty's ship, the Gargantua, and save his crazy compadres, Rash and Pimple, from the

clutches of the queen in this all new sequel to the Toads' NES mega-hit. He'll soar, slide, swing and slam his way through Armagedda and soon go against the rockin' Kobo-Manus!



Time to get mad, bad and crazy Zitz! Rash and me are in deep slime inside the Dark Queen's ship.

Hold onto your warts, Pimple, I'm comin'! But first, I've gotta fight through about a zillion muck suckers!



**STAGE 1**

The battle begins much like the Toads' first adventure, this time, though, there's only one frog up against an army of Psycho Pigs and Groggs. Their leader, General Slaughter, is waiting in the wings!

**START****Sock The Swine!**

Bop the first Psycho Pig with a couple of well-placed boots, then grab his axe and take on the others. You'll waste 'em with one hit!

**Hit 'Em Low**

Rat-Zaps fire off two shots when they're hovering high. Then they dip down to the ground. That'll be your cue to bust 'em up!

**Club The Clubba**

After the Clubba takes three quick swipes and two slow ones, move in and knock it out with two swings of the axe.

**Clubba Breaks Out**

A Clubba starts swingin' as soon as you round the corner.

**GENERAL SLAUGHTER ATTACKS!**

Big, bad General Slaughter is fast and powerful. If you've still got the axe, hit him and run. If you don't, move in close and come at him with a Kiss-My-Fist flurry. You should be able to keep the General in the air and out of your face.



## STAGE 2

Take to the sky, Toad! The Dark Queen's flying rodent air force is on the way. You've got to hop on a Turbo Wing and head 'em off! Once you blast through the small rats, you'll go up against the big cheese!

### Flapper Force

Your first airborne adversaries are frenzied Flappers. There are tons of these speedy bat-like beasts. Stay on the left side of the screen, fire rapidly and move up and down to clear a path through the Flapper wave. Since the Flappers fly in a straight line, it should be easy to zig zag through the group and move on to the next challenge with very little damage to your Turbo Wing.



### Auto Guardian Alert

An Auto Guardian flies in as soon as you blast the Flappers. It's only vulnerable to your shots when it's sending out its own blasts. Hold down the B Button to Power-Up your cannon, then fire away!



### Walls Rush In

Spiked walls fly into the area with super speed. Watch them as they approach and steer your Turbo Wing through the holes.



### Another Auto Guardian

Take out this mechanoid the same way that you took out the last one.

### Bat-Rat Attack

The mutant mice with wings that fly in for the fifth air wave are quick and crafty. Blast 'em with rapid shots before they swoop down and smack you.



## ROCK THE RODENT ROCKET

The Rodent Rocket is built to last! As soon as you take out its four smoke-sputtering guns, it'll streamline into a mighty Toad-blasting machine. Stay out of the way as it fires off four shots, then move in quickly and aim for the big gun.



## STAGE 3

You're on webbed-foot in this sinister stage. The Darkling is an evil creature with a legion of loyal Giblets and Krunchas. Fight them off but, watch your step. It's a long way down and frogs can't fly.



START

## Don't Get Burned, Zitz!

When you pound the Giblets then give 'em a Big Bad Boot, you'll leap into the air and move forward several steps. Watch out! If you go too far, you'll fly into a fire or fall off the edge. The best way to clear the area of these rodents is to let them come to you as you're standing away from all other dangers, then let 'em have it!



## Wait 'Em Out

There are Giblets crawling all over these small islands in the air. Wait for a while before you jump and some of them will fall.



To A

## Swing, Toad! Swing!

Take a tip from Tarzan and swing across the wide gaps in this area by grabbing onto the ropes and letting go when you get to the other side. The last ones move very quickly. Jump as they come at you.



## Crush The Krunchas

These critters look tough but, beating them will be a cinch. Pummel 'em with a Jawbuster and move on to the greater challenges at the end of the stage.



A

To B



B



## DESTROY THE DARKLING

The winged Darkling flies near the top of the screen and occasionally drops down with a jarring thud. Jump up and hit it in the air, then immediately move in the other direction before it bites back. Good luck, Toad. You'll need it!



## STAGE 4

After a quick hop through the swampy area of the river, you're gonna take a ride on the jam-min' Jet Ski all the way to wild and wicked Wurm. Stay out of danger or you'll sink!



START



To A

Saturn Toadtraps crawl all over this area. Knock 'em out of the picture with a quick Anvil Slam.

### Hop Onto The Rocks

There are rocks that move up and down in the water. Jump in their direction as soon as you see the water ripple.



## Burn Water, Battleoad!

### Dodge The Log Jam!

The Jet Ski starts to speed through the river as soon as you hop on. Stay on the left side of the screen and move up and down to avoid the Logs that drift by.



### Watch For Whirlpools!


Turning torrents flow up and down along the width of the river. Speed by when they're on the other side or jump over 'em.



Wait for the Whirlpools to move to the other side of the river. Then go for it!

### Fly By Floating Rats

The two-rodent Rat Dinghies move up and down very quickly. Slow down as you approach them, then coast by when it's clear.



### Tentacle Terror

Octopus Tentacles pop out of the water all over the third leg of the river. Weave to avoid them.



## MASH THE MIGHTY WURM

The river stage ends with a wild Wurm showdown. Use the Jet Ski Swing to slap this awesome river monster and you'll knock it out of commission. Once the body is gone, the head floats freely in the air. Keep swinging and you'll send it sailing.





## STAGES

The Dark Queen has set up a complicated series of traps on Armagedda. One of her trickiest snares is this underground maze. Wind through the maze with web-feet flying and don't get flattened by the Brain Damage boulder that is following you. It'll take a lot of practice to master!

### Keep Hoppin' Frogman!

This upward passage is super tough! Don't make a mistake or you'll fall flat.



START



### Run From The Rock!

Watch it! The Brain Damage boulder is right on your tail! Weave perfectly through the maze or the boulder will catch up and turn you into a paper thin Toad.



Four More Stages To Go!  
Keep Battlin', Toad!

# KID ICARUS™

## PALUTENA'S PLAN

When the Goddess Palutena dreams of tragedy befalling Angel Land, she summons Pit and sends him on a grueling mission to gather the three Sacred Treasures and defeat the invading Orcos. So begins Nintendo's Game Boy sequel to the NES classic, *Kid Icarus*. All the features of the original are included, plus great additions like Battery Save. The game was received late so we only had time to cover the first level, but later areas are similar. It may look like *Kid*-stuff, but it's a real challenge.




### MYTHICAL MONSTERS

Pit gains strength by defeating enemies—lots of enemies. Flyers, crawlers, creepers and Reapers become arrow-bait for our hero. Guardians in the fortresses are tough to handle, not to mention handling the embarrassment of being turned into an eggplant by an Eggplant Wizard.



### PAUSE AND PEEK

While the game is paused, you can scroll in every direction around Pit's position using the Control Pad. Plan out the best route ahead or find rooms to explore.



# STAGE 1

Stage One's trickiest area is the series of long jumps between the Treasure Room and the Shop Keeper's Shop. For the highest, longest jumps, press and hold the A Button. Don't rush through this stage. Collect as many Hearts as possible by shooting monsters.

## SHOP KEEPER



The Shop Keeper is an honest citizen of Angel Land. His prices are lower than the Black Marketeer's, but he won't let you use a Credit Card. Buy a glass or bottle of Water of Life, or a Hammer or Key.

## HARP

Crash the Harp and turn enemies into Hammer for a limited time.

## BAT CHAMBER



Although Bat Chambers seem the dangerous places to spend time, Pit can quickly beat up his Hearts here. Each defeated Bat is worth five Hearts. You can enter each room only once during the game.

## TREASURE ROOM



Each jar may contain treasure such as a Big Heart worth ten Heart Points, or a Hammer, or even a Credit Card. One jar contains the God of Poverty, and if you hit him, the remaining jars vanish. Each arrow shot costs you five Hearts.

## WATER OF LIFE

Drink the Water of Life to replenish some of Pit's lost energy.

## MESSAGES



A mysterious but helpful man named One appears in this and other rooms to give Pit advice. In this case, One tells you that some walls can be broken with Hammers to reveal items or shortcuts. Also use Hammers on statues to find hidden items.

START

GOAL



"I'm going all the way to the Sky Palace!"



# STAGE 2

King Krabs and blocks of ice make the second stage a bit more difficult. Visit the Hot Spring to restore your energy before meeting the Reaper and his Reapettes who guard the Treasure Room.

## WATER OF LIFE

### TREASURE ROOM



In addition to Hearts and Runners, you can get special items such as Credit Cards and Berries in Treasure Rooms. If you shoot all but one of the jets without finding the End of Poverty, go ahead and shoot the final jet for the special item.

## WATER OF LIFE

### BAT CHAMBER



Look for a safe place from which to attack the Bats. Just to the right and below the lower left ledge is one such place. When you defeat the Bats whose flight patterns bring them in range, jump to the first ledge and finish off the rest.

### CHAMBER OF ZEUS



Zeus knows how well Pit's training is going and he will reward you with Strength Arrows if you have defeated enough enemies. Added strength means that Pit can defeat stronger enemies with fewer shots.

## HARP

### SHOP KEEPER



Glasses and bottles of Water of Life are expensive—100 and 250 Hearts respectively. It's much cheaper to buy several Runners at 20 Hearts a piece and hit stores to get Water of Life. Later you can obtain a Barrel that holds eight bottles.

### HOT SPRING



The Hot Spring is one of the most welcome sights in the game. Pit can recover all his lost energy by jumping into the pool. This room, like others, can be used only once each game. As a result, you should use it only when necessary.

T START

# STAGE 3

Look for rooms where Pit can gain strength like the secret Hot Spring and Training Room. The long jump beneath the Goal is hard because the ceiling is low. Get a running start, then just tap the A Button to clear the wide gap.

GOAL

## CHAMBER OF ZEUS

### MESSAGE FROM DON



Don has a secret tip about the hidden Hot Spring above the entrance to Stage 3. Since there are many hidden things in the game, a supply of Hammer comes in handy for finding them. Use the Rings to get Hammers for free. Well walls feel as thick as the screen before taking the Ring.

## WATER OF LIFE

## SHOP KEEPER

### TRAINING ROOM



Use a special weapon in Zeus's Training Room by shooting the blocks that tumble from the ceiling. Before entering, grab the Ring just below the entrance of the Training Room so the Shop Keeper takes care a Hammer.

## HARP

START

## TREASURE ROOM

### HIDDEN HOT SPRING



The wall above the entrance to this stage contains a hidden door that you can open using the Hammer. Inside, Titan Blocks fall from the ceiling, some of them shooting fire balls at Pit. Use your arrows to destroy the lowest Titans, then jump to the Hot Spring. If you reach the Hot Spring, the Titans disappear and your energy will be recovered.



"Being a hero is tough and I have three more worlds to go."



# FACEBALL™



Finally! FaceBall 2000, new from Bullet-Proof Software, gives you a chance to blast those terminally cheerful "smiley faces" into oblivion. Two play modes, Cyberscape and Arena, provide variety, and multiple-player capability adds challenge. Try the four-player game for maximum fun, and remember to "Have a nice day!"

## CYBERSCAPE

Don't take the wrong turn! Find your way to the flashing exit, and get ready for the more challenging mazes that lie ahead.



Choose the Cyberscape mode, then select a skill level. "Very Easy" is best for practicing.



Cyberscape is loads of fun for single players, and with more than 70 levels, it promises hours and hours of entertainment. With the smallest of enemy bases as you search for the flashing exit, Sensors will map your progress.

## ARENA

More fun for multiple players, Arena mode pits you against your friends on a variety of playfields. Get them before they get you!



Choose from a variety of mazes. Great mazes made for super fast games—you can run but you can't hide!



**Awesome Arena Action!**

Four-player action is fast, furious fun. Be alert and minimize the enemy as quickly as you can. When the competition is hot, you have to think fast and move even faster! Only one winner will be smiling at the game's end.



# Cyberscape Escape

In *Cyberscape*, your mission is simple: Seek and destroy the Master Smiloid. At least it sounds simple. More than 70 mazes stand between you and the Master, making matters more complicated. Keep on smiling as you work your way towards the flashing exit.

**Level 12**

Early levels may seem easy, but things start to get hairy in Level 12. Be sure to check all of the Pods. You never know which ones contain valuable bits of information.



The 15490102 enemies will turn your white walls down. Some of the Pods contain hostages that will heal your wounds.

**Level 13**

Level 13 is long and confusing. Check your sensor-drawn map often to keep your bearings, and always keep moving towards the flashing exit and the entrance to the next level.




Mini Smiloids move mega-turkey and are enough to make anybody groan. They don't move very quickly, though, so you'll have a chance to catch up some serious points.

## OPTIONS

You control the great game action and set some interesting options to boot.



You make the call. Select "Options" on the inter-face screen, then take your pick.



It's very useful in a multi-player game, to change your name and appearance, because it helps you tell each other apart.

**Level 14**

Check the Pods here for important information. It seems that you will have to find a special Key to open certain doors. Knock all you want to, they won't open without it.



The Key is fairly easy to find at this stage of the game.


**Level 15**

Level 15 has some white walls that will disappear if you shoot them. Blast them away and look for the flashing exit.



Use the wall as a barricade. When an enemy pursues you around the corner, stand back where you're safe and fire.

Never turn your back on an enemy! When you want to retreat, back up so you can see face him all the way.

## ITEMS & POWER-UPS

Keep your eyes open, Smiley. *Cyberscape* is intense! In addition to the exit in each level, you should be looking for helpful items that will make your journey easier.

### ITEMS



1-Ups are fun to find in any game, and these are plenty of them in *Cyberscape*. Be sure to watch for hand-eyes, too.

### POWER-UPS



Power-ups increase the strength of your armor. Usually, you can take only three hits. At maximum strength you can take up to 12.

### DOORS



Some of the Doors are hidden, too. To find them, try to shoot or run through walls that don't look like Doors.



# Cyberscape Continued

Level 20

Some walls will open if you shoot them several times or push against them repeatedly. Be careful, though—there might be enemies on the other side, just waiting to attack.



Cruise cautiously through the long corridors in Level 20. Enemies are hiding almost everywhere! Be sure to snag the Power-Up just before you exit.

Different enemies you encounter have their own methods of attack. Remember the different appearances of the various clan members and study their movement patterns.



Dazzle those nasty Smiloids with your fancy footwork. Be a moving target, zig-zagging as you go to make it difficult for him to draw a bead on you.



Level 30

The mazes just keep getting bigger and bigger, so it's easier and easier to get lost. Press Select to check the map frequently, and try to keep a smile on your face.



Level 30 is swimming with Smiloids. If you try to rush too quickly through, you'll end up getting. You won't be able to exit until you find the Black Key.

Level 50

If you've made it this far, you're obviously a maze maniac. Level 50 is huge, but you have plenty of time to explore it. Again, you'll need to find a Key in order to exit.



Watch out for traps in some areas. Shoot clear of questionable passageways whenever possible. The Smiloids are becoming more sinister by the minute; some will take two or three hits before they'll give up their grin.

## Winning Tips

Plan your strategy to improve your chances. Try these slick moves on the sly smilers.

1. Don't turn your back on a Smiloid. Run backwards when you retreat.
4. Put on a happy face by sitting still for awhile. Your power will regenerate.



2. Sneak a peek around corners to see who's there before you continue.

5. Inch to the left or right to avoid enemy fire.



It's a matter of inches when the enemy fires!

3. If you touch a Transport, check the map immediately to see where you are.



Before

After

6. Learn to move and shoot at the same time.

7. Check the map frequently.

8. Look for secret Doors. They might hide a special "mini-adventure."



## Three On The Floor




There are three different devices on the floors. Learn to use each of them well.





# Awesome Arena!

If you aren't feeling particularly adventuresome, the Arena mode is the one for you. It's a great place to hone your marksmanship skills. Tag ten enemies to win.



Select a different skill level or even create a new one of your own. You can play against any combination of Smiloids. Try pitting your skills against the most difficult crew you can create, and see how long you last!



Some of the maps are really wild. The bigger and more complex the maze, the more places there are to hide.



The strategies that work in the Cyberscape mode work well in Arena, too. Keep in mind, though, that Smiloids regenerate after you shoot them. If you hang around too long, they'll come back to haunt you.

## Example 1: Midi-Maze

What are you smiling about? The hallways are long, and there are few hiding places.



In the Midi-Maze, find a cozy corner and hang out there. Stand with your back to the wall so you won't be Smiloided.

## Example 2: Feeding Time

You can run but you can't hide! There are no walls to use for cover, so fire like crazy.



It's time for target practice, not fancy play. Don't waste time planning strategies—just use and shoot.

Faceball 2000 is fun no matter how you play it, but for the ultimate gaming experience, there's nothing quite like an intense, four-player match-up! Try both of the multiple-player modes.

## Example 1: Team Techniques

Cooperate with your friends and use teamwork to wipe out the computer-controlled Smiloid forces. Come up with a battle plan before you begin.



Study the map and plan your strategy as a team.

Make a Smiloid sandwich by trapping an enemy between two players! It's an effective and fun technique.



Smiloids can target only one player at a time.

Whenever possible, sneak up on Smiloids from behind.

## Example 2: Blast Your Buddies

Challenge your friends instead of the computer for a completely different experience. You'll find that they are much less predictable than the computer!



You have to know your way around the maze. If you get cornered, you'll be a sitting duck.

Keep firing all of the time. You might just get lucky and connect with a stray shot.

You can also play two-on-two and one-on-three.

Face it! It's unique, it's wild, it's the most fun you've ever had in four-player mode. Try it! And be sure to Have a Nice Day.



# FACE BALL 2000 HAVE A NICE DAY! CONTEST!



## QUESTION:

What is the total number of enemies that you must defeat in Levels 1 and 2 of the Cyber-space mode?



Try FaceBall 2000—you'll like it! Test it at a video store or borrow it from a friend. It takes only five or ten minutes to finish Levels 1 and 2. Answer the contest question and win a foam rubber FaceBall! Once you try it, you'll be hooked.

# EVERYONE CAN BE A WINNER!

**HURRY! SEND YOUR ENTRY  
TO THE FOLLOWING ADDRESS:**

NINTENDO POWER  
FACEBALL 2000 CONTEST  
P.O. BOX 97062  
REDMOND, WA 98073-9762  
OFFICIAL CONTEST RULES

Send your name and address with the answer to the contest question on a 3 x 5 card to the address provided above. Entries must be postmarked by March 1, 1992. Everyone who responds with the correct answer by the contest deadline will receive a foam FaceBall. Allow four to six weeks for delivery. The contest is not open to employees of Nintendo of America Inc., its affiliates or agencies, or to their immediate families. This contest is void where prohibited by law and is subject to all federal, state, and local laws and regulations. No purchase is required to enter.

Enter Now! And  
Have A Nice Day!



# DOUBLE DRAGON II™

The most famous street fighters around are back again in Game Boy's Double Dragon II from Acclaim. You could say that Billy and Jimmy Lee have led pretty rough lives. They've been through countless heroic adventures. Now, they've been framed and must clear their names.

## Skill Level

There are three skill levels: EASY, NORM, and HARD. EASY is a practice game that will stop after the first city. NORM and HARD speak for themselves.



## 2-Player Martial Arts Action

Have you ever been playing a game that you're really into, then your friends come over and start bugging you because they want to play? The designers of Double Dragon II must have had this situation in mind. In the middle of a game you can press the Select Button, then

hook up another Game Boy and continue the game as a 2-Player game!



## Tri-Cities

You'll be working your way through three different cities on your mission. A map appears between cities so you can plot your progress.



## Iosade

Iosade is the first city on the map. The first enemies are fairly easy. Use this stage to sharpen your fighting skills. Look out for the guy with the boxing gloves.



## START



## Iodesa

Iodesa is a nice city. Or at least it used to be nice before all the people here tried to slam you into the sidewalk. Beware of the chain saw!



Just a little off the top please.



This is just too much trouble to handle.



Fight like your life depends on it—because it does!

## Sadede

Sadede has always been described as a mysterious city. Your enemies are not mysterious, however. You know exactly what their intentions are.



You don't even want to be here in the daytime.



He's so big that he should be easy to hit.



Second floor, thugs and leaves.

# Word UP With

# WordHai

Puzzle games seem to be natural hits for Game Boy. WordHai from Meldac is no exception. There are two different types of puzzles in this Game Pak. One of them even has a great 2-Player simultaneous play option. Grab your thinking cap and get ready to spell.

## It's Two Word Games In One Cartridge!

### WordHai

In the WordHai game, you must make three letter words using the letters on the ends of the rows. You'll need to use some serious strategy.



### Round Complete

After every four levels you will see a nifty picture.



### WordZap

It's a race to build as many words as you can. The words can be three to five letters long. All you need to do is build seven words before the computer does.



Build words as fast as you can! Small words are the best.



To win the round, make seven words before the computer does.

### Don't Get Zapped



If you and the computer use the same word, it gets zapped.

### You Can't Win 'Em All



Sometimes the computer wins. But there's always the next round.



Press the A Button to see the computer's list of words.

### 2-Player Mode

Link two Game Boys together to play head-to-head WordZap. It's much more exciting to play against a human opponent.



**HEY!**  
That's Not A Word!  
(or is it?)

**Kith**

Familiar friends, neighbors, or relatives.

**Vita**

A brief etymological sketch.

**Adz**

A cutting tool that has a curved blade set at right angles to the handle and is used in shaping wood.

Above are a few odd words that you may not know. In WordHai, it is very useful to expand your vocabulary so you can come up with more words. In fact, if you get stuck while you are playing, try making up words. You may be surprised at how many actually work!

# Game Boy Classified

## The Hunt For Red October

■ FROM AGENT #435

### Stage Select

As Captain Ramius, commander of the high tech Soviet submarine, Red October, you've taken it upon yourself to cross eight challenging stages of the Atlantic. You plan to defect, against the will of the Soviet Naval Fleet. Our agents have discovered that there is help in the form of a stage select code which will allow you to begin your adventure in any stage by entering a quick code. At the title screen press the B Button, the Select Button, Left and Right on the Control Pad, then Start. The message "Starting World: 1" will appear. Change the starting world number by pressing Left and Right on the Control Pad. Then, when you reach the desired stage, press Start Button to begin.



At the title screen, press B, Select, Left, Right and Start. Then press Left and Right to change the stage number and press Start again. You'll be able to begin your mission on any stage.

If you'd like to start at the beginning of the game with 25 Submarines in reserve, wait for the map to show, press and hold the A and B Buttons at the same time then press the Select Button and Up and Down on the Control Pad. Enter that same code, without pressing the Select Button, and you'll end up with 25 Missiles.



When the map shows up, press and hold A and B. Then either press Select, Up and Down or just press Up and Down and you'll begin with 25 Submarines or 25 Missiles.

## Operation C

■ FROM AGENT #909

### Hidden Power-Up

There's a hidden Power-Up in Area 5 of this alien blasting adventure that you'll find to be particularly useful since it's located in the section just before the first level leader. After you jump off the elevator, run to the right and pass the bubble-producing mechanisms. When the last of the machines is on the left edge of the screen, fire to the left and aim for the bubbles as they emerge. One of the bubbles will pop to reveal a scatter shot Power-Up. Collect it and keep fighting with this extra firepower.



Fire on the bubbles that emerge from this machine to earn a reliable scatter shot.

In case you missed it in an earlier issue of Nintendo Power, you should know that there is an area select code for Operation C which will allow you to begin in any of the first four areas. When the title screen appears, with the name of the game in full view, press the arrows on the Control Pad and the A and B Buttons in the following order: Up, Up, Down, Down, Left, Right, Left, Right, B, A, B, A. Then press the Start Button and the words "STAGE SELECT AREA 1" will slide onto the bottom of the screen. Press Up and Down on the Control Pad to change the Area Number and press the Start Button to begin in the selected area.



Wait for the complete title screen to appear. Then press Up, Up, Down, Down, Left, Right, Left, Right, B, A, B, A and Start. Then press Up and Down to change the area number and press Start to begin in the selected area.



# NOW PLAYING

| Title            | Company   | Play Info   | Power Meter |     |     |     | Game Type         |
|------------------|-----------|-------------|-------------|-----|-----|-----|-------------------|
|                  |           |             | G           | P   | C   | T   |                   |
| Atomic Punk      | Hudson    | GL          | 2.6         | 3.1 | 2.7 | 2.8 | Futuristic Action |
| Battletoads      | Tradewest | 1P          | 3.9         | 3.8 | 3.8 | 4.1 | Comic Action      |
| Double Dragon II | Acclaim   | GL          | 3.7         | 3.6 | 3.2 | 3.3 | Street Fighting   |
| Elevator Action  | Taita     | 1P          | 2.7         | 2.8 | 2.5 | 2.8 | Spy Action        |
| Football 2000    | BPS       | GL-4        | 3.2         | 3.6 | 3.9 | 4.1 | Futuristic Battle |
| Home Alone       | THQ       | 1P          | 2.8         | 3.2 | 2.7 | 3.1 | Comic Action      |
| Kid Icarus       | Nintendo  | 1P/<br>Batt | 3.7         | 4.0 | 3.4 | 3.5 | Mythical Adv.     |
| WordHei          | Meldac    | GL          | 2.8         | 3.4 | 3.4 | 3.6 | Word Puzzle       |

## GAME BOY TOP 10

Super  
Mario  
Land



Mario's Game Boy four-stager continues its record-breaking reign at the top spot. Nintendo, press and retailers all want their Mario.

TNT: Fall of the Foot Clan



This first Turtle adventure is sure to make way for a sequel. You can learn more about TNT: Back From The Sewers in this issue.

Dr.  
Mario



A dose of this exciting puzzle is the perfect treatment for those rainy day doldrums. It stays steady at number three.

- 4 Final Fantasy Legend
- 5 F-1 Race
- 6 WWF Superstars
- 7 Castlevania: The Adventure
- 8 Batman
- 9 Alleyway
- 10 Baseball

Game Boy Top 10 rankings are determined by the votes of the Pros at Nintendo HQ, sales at NES retailers and votes by readers of Nintendo Power. You can vote for your favorite Game Boy games by filling out your Player's Poll entry and sending it to us.

### Game Boy Chart Key: Power Meter Ratings range from 1 (poor) to 5 (excellent)

1P—One Player

G—Graphics and Sound

GL—Game Link Two Players

P—Play Control

GL-4—Game Link Four Players

C—Challenge

Batt—Battery

T—Theme and Fun

## HOME ALONE

FROM THQ

Last year's most popular movie and this season's hottest home video is on its way to Game Boy! Home Alone from THQ loosely follows the plot of the movie which puts you in the shoes of the resourceful kid, Kevin McCallister, and gives you the challenge of saving your family's valuables from a group of burglars who are loose in the house.



Round up your family's valuables before burglars get them.

You've got to search the house for valuable items in each of the four rounds and toss them into the laundry chute before the thugs can get them. When you've

collected all of the stuff, you'll earn the key to the basement, so that you can make your way to the cellar safe and lock all of the valuables away.



Once you've dropped everything down the laundry chute, you'll fight your way through the crooks.

When a movie plot is adapted to a running and jumping game, the story is often presented in a very basic way without any of the movie's subtler ideas, as is the case here. While the game does pit you against the burglars, it doesn't include any of the movie's jokes and the inventions that Kevin creates to thwart the criminals.

# COMING SOON

**TO A COMPACT VIDEO GAME SYSTEM NEAR YOU**

## TEENAGE MUTANT NINJA TURTLES BACK FROM THE SEWERS

**T**he Foot Clan has fallen but its evil leaders are still up to no good in the upcoming Game Boy sequel, Teenage Mutant Ninja Turtles: Back From The Sewers from Konami. This six-stage thriller with awesome graphics follows Raph, Don, Leo and Mike as they search for April in the sewers, streets and buildings of the big city.



They fight, climb and skateboard through one treacherous trap after another. And, this time, if one of the Turtles are caught, you can fight to set him free!



## NINJA GAIDEN SHADOW

**N**ES star Ryu Hayabusa soars onto the Game Boy screen with an all new adventure in Ninja Gaiden Shadow from Tecmo. He's got to fight through the creep-packed streets of the city and battle an evil force that has taken over a skyscraper. The game features great graphics, lots of cool ninja moves and the Ninja Gaiden trademark cinema scenes.



The ultimate video game ninja, Ryu Hayabusa, is on the trail of evil deers in the big city.

## HUDSON HAWK

**S**ony Imagesoft's Hudson Hawk follows the reluctant burglar as he attempts to retrieve Leonardo da Vinci's treasures. The Hawk is drawn in a fashion that fits the fast and fun pace of the game. He ducks under surveillance system beams, climbs clotheslines and even bounces off awnings.



In addition to action, there's problem solving too. Before he carries out a heist, the Hawk has to figure out how he'll do it without getting caught. The game's due out next month.



## TERMINATOR 2

**T**erminator 2: Judgement Day is a six-stage thriller from LJN that follows the movie's story from its futuristic beginning to its present day race to save the world. In the first half, John Connor attempts to send a reprogrammed Terminator to the present. In the second half, the Terminator takes over to protect the young resistance leader and to have a final showdown with the amazing T-1000.



# SUPER NINTENDO

## ENTERTAINMENT SYSTEM

Sports fans, this month's Super NES previews are mostly for you. The Super NES brings new realism to the court in Super Tennis and takes the graphics in Baseball Simulator 1.000 way out of the ballpark. If aerial dogfighting action is your thing, U.N. Squadron features super graphics and control that will take you to the heights of shoot 'em up excitement.

### THIS MONTH'S LINEUP:

**SUPER TENNIS**  
**U.N. SQUADRON**  
**SUPER BASES LOADED**



# SUPER TENNIS™

Professional Tennis Comes Off The Court And Into Your Living Room With Super Tennis



© 1991 Nintendo © 1991 Tokyo Shoseki

## Real Tennis



Making use of Super NES capabilities, Super Tennis is as close as you'll come to playing tennis without using a racket. The stereo sound and enhanced graphics make this game look and sound like real match play, but don't let them distract you from the game!



Giving for passing shots is an important part of any match. If the ball is out of your reach, use the "B" button to dive.

**YOU HAVE TO PLEASE THE CROWD!**

When you've made an exceptional play, or if you really wiff a shot, your player might scream either "YEAH!" or "NO!"

When you win a point with a super sharp volley, the audience applauds, showing its appreciation.



# SHOT TECHNIQUE

Becoming a true tennis champion requires that you master various shots and learn when to use them. The three general shots, serve, volley, and smash, are discussed below. As is true with real tennis, it will

take many hours of practice to become a champ. But when you learn how to use each stroke to your advantage, it will be all "ad-ins" for you!

## SERVE

### Slow (A)



This is the best one to use if you trailed on your first serve. It is a softer serve and it's easier to place the ball accurately in the service court.

### Fast (B)



With this super-fast, flat serve, you can catch your opponent sleeping on his feet. If you master its use, you can serve all aces to take the set.

## STROKE

### Slice (A)



If your competitor closes in on the net and has you running back and forth, Slice the ball by pressing "A" to drive her deep.

### Flat (B)



The Flat return is a stroke designed to neutralize your opponent and keep him off balance. To use this shot hit your "B" Button.

### Top Spin (X)



Throw a little twist into the game using the "X" Button to send your rival a Top Spin. That should keep her away from the net.

### Lob (Y)



When your opponent approaches the net and has you running to keep up with him, press the "Y" Button to Lob deep to the baseline.

## VOLLEY

### Weak (A)



Smart players sometimes use a weaker drop shot to change the pace and draw their opponents closer to the net. It's a good strategy.

### Strong (B)



Aim for the drop corners of the court. Use the strong volley to alternate corners and keep your adversary running back and forth.

## SMASH

The overhead Smash is everyone's favorite, but you must be skillful to keep it in the court. Stand below a lob, press the "B" Button, and aim for the open court.



## MODE SELECT

Super Tennis serves up one- or two-player fun in both singles and doubles modes. Then, if you think you're ready, you can challenge the computer's hot

shot pros in the circuit mode. In any of the modes, you can select your player from the computer's list and determine who your opponents will be.

### SINGLES

Singles play is for either one or two players, but it is always one-on-one. Play with a friend or against the computer. It's always a challenge.

#### 1P VS COM



The computer players all are seasoned, talented professionals. You have to stay on your toes to stay in the match.

#### 1P VS 2P



Who knows how competitive you'll be in this two-player mode. Stay alert! Your rival might be tough.

### DOUBLES

Doubles mode presents three more types of play, and each requires you to rely on your partner. Use teamwork and plan doubles strategies.

#### 1P+2P VS COM+COM



You both have to be on the ball to win this one.

#### 1P+COM VS COM+COM



Choose a talented partner and he'll hold his own.

#### 1P+COM VS 2P+COM



Player's skills really make a difference!

### CIRCUIT

Once you feel confident, you might want to try the difficult circuit mode and travel around the world to pit yourself against the very best players in the game.



Are you up to a challenge? Choose your favorite player and take on the pros in the world circuit mode.



Pro tournaments are held in cities around the world. Now decide which tourney you'll like to enter first.



Just like it does in the real world of tennis, winning matches improves your position in the standings.

## SURFACE

### Hard Court



On a hard surface, the ball bounces high and fast.

### Lawn Court



You get a lower bounce and less distance on grass.

### Clay Court



Balls bounce high on clay and go medium distance.

# PLAYER SELECT

You can choose your player from this list of 20. The list is divided into two sections: women on the left and men on the right. These professional players

are ranked according to their abilities. Individual strengths are listed below.

## WOMEN

### AMY



Amy serves well and has a good forehand. She moves well left to right.

### KIM



Kim is well-rounded. She serves up ace and volleys consistently.

### DONNA



Donna's specialties are her lob, her volley, and her wicked backhand.

### ERIN



Erin serves well. She's also fast and has a high, accurate lob.

### LISA



Lisa's forehand and backhand are strong. She moves well forward and back.

### DEBBIE



Debbie hits high, runs fast and returns consistently from the baseline.

### COLETT



Colett has a mighty smash lob and she's quick covering the baseline.

### NANCY



Nancy runs quickly forward to back and dives fearlessly for the ball.

### YUKA



Yuka hits well and serves quickly from right to left along the line.

### BARB



Barb likes to play deep and hit. She also covers the baseline well.

## MEN

### MATT



Matt has good ground strokes, and he's a very fast runner to the ball.

### BRIAN



Brian has a great volley and good lob. He moves well forward and back.

### PHIL



Phil likes to rush the net. He has a strong volley and a good lob.

### JOHN



John's ground strokes are his biggest asset. Creativity is the key.

### MEYER



Meyer is fast about and has quick lateral movement left to right.

### RICH



Rich runs up and back quickly. Watch out for his killer approach shot.

### HIRO



Hiro likes to play deep. He can also cover a lot of court quickly.

### STEVE



Steve has a crosscourt serve that gives him a huge advantage.

### ROB



Rob's big advantage is his power-house serve. It's fast and accurate.

### MARK



Mark is the right mix and game. He serves and volleys consistently.

# SUPER NES SHOWCASE

THE NEXT GENERATION OF GAMING...

© CAPCOM 1989/1991 © CAPCOM CO., LTD. 1989/1991 © CAPCOM USA, INC. 1989/1991



## U.N. SQUADRON™

Heavy Artillery  
Jet Fighting Action  
Wicked Enemies

CAPCOM  
A MEGABIT  
SHOOTING

### STORY

Capcom's arcade action hit, Area 88, comes to the Super NES as U.N. Squadron. With enemy jets of the Project 4 Mercenaries, their ground forces and missiles all aimed at you, this game makes full use of the 128 Moving Objects that the Super NES can display at once. Choose your target, aircraft and weapons, then take off for action.

### Ten Stages Swarming With Enemies Await You

You must progress through ten stages to defeat Project 4. Along the way, you'll earn money to purchase more powerful planes and weapons. The stages can be flown in many different orders. You'll need to figure out what sequence works best for you.



Select your  
target area!

Check your progress on the war zone map.

### MOVING STAGE



It is very important to clear the moving stages as quickly as possible. If you don't clear them fast, the enemies will get closer to your home base.

### BONUS STAGE



Select the green blocks on the map screen and you'll enter into a bonus stage. When you clear a bonus stage, you get a hefty chunk of cash.

### Choose From Three Different Pilots

There are three highly skilled pilots in your squadron. You can only choose one to fly this mission.

#### SHIN KAZAMA



Shin is a good all-around fighter. His power level increases the fastest.

#### MICKEY SCYMON



Mickey is a weapons expert. He is able to choose from the most Special Weapons.

#### GREG GATES



Greg is a skilled flyer. His ability to fly over the most damaged aircraft is a bonus.

## How To Power-Up

Before each stage starts, you can buy equipment. Of course, before you go shopping, you're going to need some cash. Every enemy that you destroy adds money to your bank account.



Shopping in the weapon shop.



If you clear a stage, you get bonus money.



There is just no stopping.

## Select Your Jet Fighter And Your Weapons

As you make more money, you can add more planes to your fleet. Each of these planes has advantages in certain situations. If you find that you just can't seem to do well in a particular stage, try a different plane or some different special weapons. Soon, you'll learn what combinations work best for you.

|   |  |  |
|---|--|--|
| <p><b>F8E Crusader</b></p>  <p>This is your first plane. It is a well balanced aircraft.</p> | <p><b>F20 Tiger Shark</b></p>  <p>The F20 is an upgraded version of the F8E Crusader.</p> | <p><b>F14D Tomcat</b></p>  <p>The F14D is very fast and is great for air-to-air combat.</p> |
| <p><b>A10A Thunderbolt</b></p>  <p>A slow plane, but with very powerful ground weapons.</p>  | <p><b>YF23 Stealth Ray</b></p>  <p>The YF23 can not be tracked by bombing missiles.</p>   | <p><b>F200 Efreet</b></p>  <p>It's really expensive, but it can hold the most weapons.</p>  |

## THE FIGHTERS

Each fighter has different abilities. Many stages are much easier if you have the correct fighter and weapons.



You automatically start with the F8E.



The A10 flies two ways at once.



Six different fighters are available for purchase.

## SPECIAL WEAPONS

Each fighter is able to equip certain weapons. Be careful that you don't spend your money ~~carelessly~~ on weapons that you're not going to use.



## PREVIEW OF THE EARLY STAGES!

### 10 STAGES AWAIT YOU!

Your purpose is to defeat Project 4, the organization that has taken over your homeland. To do this, you must defeat 10 stages full of enemies. You can do these stages in any order you wish.



### MISSION 1 FRONT BASE

Your mission always starts in this stage. Take your F8E Crusader and equip it with bombs for the most effective attack. A lot of Power-Ups are to be found here.



Defeat all the red enemies to recover a Power-Up.



Sometimes you'll find bombs hidden in the air. Try to shoot everything!



### MISSION 2 THE SKY

Clear this stage quickly or the enemy units will move closer to your home base.



The enemies get faster.



The boss is strong. If you concentrate, you can defeat it easily.

### MISSION 3 AIRCRAFT CARRIER

For some reason, Project 4 has put an aircraft carrier in the middle of the desert. Strange...



It can be difficult to see in the desert.

### MISSION 4 BATTLESHIP

This ship has heavy armor. It takes a while to defeat it. The Phoenix Missiles are your best bet.



### MISSION 5 FOREST BASE

The A10A Thunderbolt is pretty good in this stage. Its air-to-ground firing capability is very nice to have here.



Dodge these missiles!



The planes keep appearing.



Use this boss with all available firepower!





# Super BASEBALL SIMULATOR 1,000

Culture Brain Pitches  
A New Curve To  
Baseball On The SNES

CULTURE  
BRAIN  
4 PLAYERS  
BATTERY BACK!  
SPORTS

**STEP INTO THE SHOES OF TEAM  
OWNER, MANAGER, AND PLAYER!**

**ULTRA PLAYS:  
BASEBALL WITH A TWIST**

## MAKE YOUR OWN TEAM

Select Edit mode and start off building your team by selecting a name and choosing your favorite uniform colors.



## STATS & ABILITIES

Max out your players and give them some Ultra Play abilities to start them off right in becoming a successful and winning ball club.




What really sets Baseball Simulator 1,000 apart from other baseball games is an array of super-play abilities called Ultra Plays, which are found only on Ultra Team players. Read on for a complete rundown on these extraordinary plays.

## USE ULTRA BATTING FOR HOME RUNS




Make the best use of Ultra Batting to keep your opponents on their toes and get your batters on the bases. The Missile Hit is one of the best—a solid dip will drive the ball out to the far wall!

## STADIUM TOUR



## ULTRA PITCH STRIKE OUT



Ultra Pitchers bring some very interesting pitches to the mound, including some pitches you won't see anywhere else! A great pitch is the Warp Pitch which literally wraps the ball past the plate!

## ULTRA PITCHING

Ultra Pitches offer Ultra Pitchers a vast assortment of throws to choose from in their attempts to strike out the batters. However, each Ultra Pitch costs a certain number of Ultra Points, and the team's reserve of these is limited! So pitch wisely, and only Ultra Pitch when you need the edge!

|  |  |   |   |   |
|--|--|---|---|---|
|  <p><b>FIRE BALL</b></p>  <p>Ultra Points: 6</p> <p>The ball leaves a fiery wake as it rockets past the plate.</p>     |  <p><b>STOPPER BALL</b></p>  <p>Ultra Points: 3</p> <p>Stops the flying ball in midair to baffie the batter.</p>       |  <p><b>PHANTOM BALL</b></p>  <p>Ultra Points: 3</p> <p>The ball disappears halfway to the plate.</p>                      |  <p><b>SNAKE BALL</b></p>  <p>Ultra Points: 3</p> <p>The ball whips back and forth as it rolls towards the plate.</p> |  <p><b>NINJA BALL</b></p>  <p>Ultra Points: 3</p> <p>Creates a cloud of illusory baseballs around the real one.</p> |
|  <p><b>SPARK BALL</b></p>  <p>Ultra Points: 4</p> <p>Charges the ball into a cluster of flying blue sparks.</p>        |  <p><b>IRON BALL</b></p>  <p>Ultra Points: 5</p> <p>Makes the ball very heavy and difficult to hit properly.</p>       |  <p><b>SPEEDER BALL</b></p>  <p>Ultra Points: 6</p> <p>Allows the pitcher to change the speed of the ball mid-flight.</p> |  <p><b>PHOTON BALL</b></p>  <p>Ultra Points: 9</p> <p>Shines a beam that obscures past the plate.</p>                 |  <p><b>ZIGZAG BALL</b></p>  <p>Ultra Points: 3</p> <p>Use this Ultra Pitch for some incredible curve balls!</p>     |
|  <p><b>SPIRAL BALL</b></p>  <p>Ultra Points: 2</p> <p>Throws the ball into a spiral to circle past the plate.</p>      |  <p><b>JUMPER BALL</b></p>  <p>Ultra Points: 5</p> <p>Makes the ball leap sideways with each pass of the A button.</p> |  <p><b>TREMOR BALL</b></p>  <p>Ultra Points: 2</p> <p>An earth-shaking pitch. Literally!</p>                              |  <p><b>CHANGE-UP</b></p>  <p>Ultra Points: 7</p> <p>The speed of the ball changes erratically.</p>                    |  <p><b>FLOATER BALL</b></p>  <p>Ultra Points: 4</p> <p>The ball floats back and forth as it crosses the plate.</p>  |
|  <p><b>MULTI-BALL</b></p>  <p>Ultra Points: 3</p> <p>Three illusory balls surround the real ball to the plate.</p> |  <p><b>FADE-OUT</b></p>  <p>Ultra Points: 4</p> <p>Makes the pitcher invisible until he throws the ball!</p>       |  <p><b>WARP BALL</b></p>  <p>Ultra Points: 5</p> <p>Pressing the A button makes the ball warp across a short gap.</p> |  <p><b>LOTTA BALL</b></p>  <p>Ultra Points: 3</p> <p>Puts a mirror ball in front of and behind the real ball.</p> |  <p><b>? BALL</b></p>  <p>Ultra Points: 1</p> <p>Mystery Pitch—who knows!</p>                                   |



# ULTRA BATTING

Ultra Batting techniques help to balance out the batting and fielding for the Ultra Batters as they stand up to hit against those nasty Ultra Pitches. As with the Ultra Pitches, each Ultra Batting Play costs valuable Ultra Points, so don't whiff when Ultra Batting! Save these Ultra Batting techniques for your strongest batters to bring in more runs.

|  |  |  |  |  |
|--|--|--|--|--|
|  <b>HYPER HIT</b><br> <p><b>Ultra Points: 9</b><br/>           Doubles the strength of your swing, ideal for clean up batters.</p> |  <b>MISSILE HIT</b><br> <p><b>Ultra Points: 5</b><br/>           This high-powered Ultra Play can carry fielders out to the fence.</p> |  <b>TREMOR HIT</b><br> <p><b>Ultra Points: 4</b><br/>           Causes minor earthquakes, making it difficult to catch the ball.</p> |  <b>BOMB HIT</b><br> <p><b>Ultra Points: 4</b><br/>           The ball lands with an explosive, startling any nearby fielders.</p> |  <b>SHADOW LESS</b><br> <p><b>Ultra Points: 5</b><br/>           This ball is tough for fielders to follow, as it casts no shadow!</p> |
|  <b>INVISI-BALL</b><br> <p><b>Ultra Points: 3</b><br/>           The ball vanishes once hit, making it hard to keep an eye on.</p> |  <b>METEOR HIT</b><br> <p><b>Ultra Points: 2</b><br/>           Turns the ball into a comet that backs down anything.</p>              |  <b>SQUIRREL HIT</b><br> <p><b>Ultra Points: 2</b><br/>           Sends the ball zigzagging slowly through the air.</p>              |  <b>SPINNER HIT</b><br> <p><b>Ultra Points: 4</b><br/>           Spins the screen around until the ball lands.</p>                 |  <b>LEAF HIT</b><br> <p><b>Ultra Points: 2</b><br/>           Following a solid hit, the ball will float slowly back down.</p>         |
|  <b>SHADOW HIT</b><br> <p><b>Ultra Points: 5</b><br/>           The ball's shadow covers erratically, making its flight path.</p>  |  <b>HYPER-RUN</b><br> <p><b>Ultra Points: 3</b><br/>           The batter goes into running speed after he hits the ball.</p>          |  <b>FREAK HIT</b><br> <p><b>Ultra Points: 2</b><br/>           Makes the ball bounce around as it lands.</p>                         |  <b>DIZZY BALL</b><br> <p><b>Ultra Points: 3</b><br/>           Reverses catcher direction during the play.</p>                    |  <b>ORBIT HIT</b><br> <p><b>Ultra Points: 3</b><br/>           The ball spins and circles around. It's tough to catch.</p>             |

## ULTRA FIELDING

Ultra Fielding plays don't cost anything, so use them as much as you want to help field all those tough Ultra hits!

|  |  |  |  |
|--|--|--|--|
| <b>HYPER THROW</b><br> <p>Sends up a throw from the field, which is highlighted in bright blue.</p> | <b>ROCKET JUMP</b><br> <p>Allows a fielder to leap high in the air after a soaring pop fly.</p> | <b>SUPER SLIDE</b><br> <p>Throws yourself down on the ground for those just out of reach balls.</p> | <b>SUPER CATCH</b><br> <p>Choose this for a more stylish and spectacular catch.</p> |
|--|--|--|--|

# PLAYER'S PO

GRAND PRIZE  
TRIP

—ATTEND  
THE NBA ALL-STAR  
GAME

—SEE THE NBA'S  
FINEST COMPETE  
IN THE SLAM-DUNK  
CONTEST

—GET A NBA  
PLAYOFFS  
GAME PAK

ORLANDO

FEBRUARY 7-9, 1992

all star  Weekend™

**ENTER NOW TO WIN THIS SLAM-DUNK,  
IN-YOUR-FACE, ONCE-IN-A-LIFETIME WEEKEND!**

Please answer the following questions on the postcard below, then enter our Player's Poll Contest by sending it in!

**A. Have you actually had a chance to see or play a game on the Super NES?**

- I've seen it displayed but I haven't played.
- Yes, I've played games on it.
- No, I haven't seen it yet.

**B. If you have seen or played the Super NES, what did you think of it?**

- It's much better than the NES. It blew me away!
- It was better than the NES, but the improvement was small.
- I was disappointed by what I saw.

**C. Does the contest prize influence your decision to send in the Player's Poll card?**

- 1 Yes 2 No

**G. What three NES games do you plan to purchase next?**

**H. Please indicate, in order of preference, your five favorite NES games.**

**D. How often do you complete and send in your Player's Poll Card?**

- Every month
- Most of the time
- Once in a while
- Hardly ever

**E. How old are you? (Please circle your age group)**

- |            |          |                |
|------------|----------|----------------|
| 1. Under 6 | 3. 12-14 | 5. 18-24       |
| 2. 6-11    | 4. 15-17 | 6. 25 or older |

**F. Sex**

1. Male 2. Female

Please use the game titles on the back of this card to answer the following questions:

**I. Please indicate, in order of preference, your five favorite Game Boy games.**

**J. Please indicate, in order of preference, your five favorite Super NES games.**

## Answers to the Player's Poll

**Volume 30**

Name \_\_\_\_\_ Tel \_\_\_\_\_

Address \_\_\_\_\_

City \_\_\_\_\_ State \_\_\_\_\_ Zip \_\_\_\_\_

Membership No \_\_\_\_\_ Age \_\_\_\_\_

Please answer by circling the numbers that correspond to the survey questions above.

|   | A.      | B.      | C.      | D.      | E.          | F.  |
|---|---------|---------|---------|---------|-------------|-----|
|   | 1 2 3   | 1 2 3   | 1 2     | 1 2 3 4 | 1 2 3 4 5 6 | 1 2 |
| G. Indicate Numbers 1-100 (from list on back of card)   | 1 _____ | 2 _____ | 3 _____ |         |             |     |
| H. Indicate Numbers 1-100 (from list on back of card)   | 1 _____ | 2 _____ | 3 _____ | 4 _____ | 5 _____     |     |
| I. Indicate Numbers 101-150 (from list on back of card) | 1 _____ | 2 _____ | 3 _____ | 4 _____ | 5 _____     |     |
| J. Indicate Numbers 151-199 (from list on back of card) | 1 _____ | 2 _____ | 3 _____ | 4 _____ | 5 _____     |     |

**PLUS... GET POWER TO BURN WITH BACK ISSUES AND TIP BOOKS!**

Did you know you can get back issues of *Nintendo Power*? Or special Tip Books designed to make you a Power Animal? Well, you can! And the way to do it is on the other side of this card.

So what are you waiting for? Fill it out. Detach it. Mail it. Here's the address:

Nintendo Power Magazine,  
P.O. Box 97032,  
Redmond, WA 98073-9732.

# NOVEMBER ISSUE GAME LIST

## NEW GAMES

- 1 Adventure in Lethia
- 2 American Gladiators
- 3 Backyard Sports
- 4 Baseball Stars
- 5 Bases Loaded II
- 6 Bomper
- 7 Superbook
- 8 Bill Dwyer's NASCAR Challenge
- 9 BNA's Twin Excellence Value Game Adventure
- 10 Bill Foster Age
- 11 Bill and the Mad Bombs
- 12 Biting Orange
- 13 Bonanza II: Screen a Quad
- 14 Countdown II: Countdown Game
- 15 Bonus Phase
- 16 Breakout
- 17 Breakout II: Heavy
- 18 Breakout III: Heavy
- 19 Breakout IV: Heavy
- 20 Breakout V: Heavy
- 21 Breakout VI: Heavy
- 22 Breakout VII: Heavy
- 23 Breakout VIII: Heavy
- 24 Breakout IX: Heavy
- 25 Breakout X: Heavy
- 26 Breakout XI: Heavy
- 27 Breakout XII: Heavy
- 28 Breakout XIII: Heavy
- 29 Breakout XIV: Heavy
- 30 Breakout XV: Heavy
- 31 Breakout XVI: Heavy
- 32 Breakout XVII: Heavy
- 33 Breakout XVIII: Heavy
- 34 Breakout XIX: Heavy
- 35 Breakout XX: Heavy
- 36 Breakout XXI: Heavy
- 37 Breakout XXII: Heavy
- 38 Breakout XXIII: Heavy
- 39 Breakout XXIV: Heavy
- 40 Breakout XXV: Heavy
- 41 Breakout XXVI: Heavy
- 42 Breakout XXVII: Heavy
- 43 Breakout XXVIII: Heavy
- 44 Breakout XXIX: Heavy
- 45 Breakout XXX: Heavy
- 46 Breakout XXXI: Heavy
- 47 Breakout XXXII: Heavy
- 48 Breakout XXXIII: Heavy
- 49 Breakout XXXIV: Heavy
- 50 Breakout XXXV: Heavy

## GAME BOY GAMES

- 101 Adventure 2
- 102 Prince of Persia
- 103 The Punisher
- 104 The Secret of Princess Shikari
- 105 Phobos
- 106 Greasy Slob
- 107 Super Mario
- 108 Super Mario Land
- 109 Super Mario Bros. 2
- 110 Super Mario Bros. 3
- 111 Super Mario Bros. 3
- 112 Super Mario Bros. 3
- 113 Super Mario Bros. 3
- 114 Super Mario Bros. 3
- 115 Super Mario Bros. 3
- 116 Super Mario Bros. 3
- 117 Super Mario Bros. 3
- 118 Super Mario Bros. 3
- 119 Super Mario Bros. 3
- 120 Super Mario Bros. 3
- 121 Super Mario Bros. 3
- 122 Super Mario Bros. 3
- 123 Super Mario Bros. 3
- 124 Super Mario Bros. 3
- 125 Super Mario Bros. 3
- 126 Super Mario Bros. 3
- 127 Super Mario Bros. 3
- 128 Super Mario Bros. 3
- 129 Super Mario Bros. 3
- 130 Super Mario Bros. 3
- 131 Super Mario Bros. 3
- 132 Super Mario Bros. 3
- 133 Super Mario Bros. 3
- 134 Super Mario Bros. 3
- 135 Super Mario Bros. 3
- 136 Super Mario Bros. 3
- 137 Super Mario Bros. 3
- 138 Super Mario Bros. 3
- 139 Super Mario Bros. 3
- 140 Super Mario Bros. 3
- 141 Super Mario Bros. 3
- 142 Super Mario Bros. 3
- 143 Super Mario Bros. 3
- 144 Super Mario Bros. 3
- 145 Super Mario Bros. 3
- 146 Super Mario Bros. 3
- 147 Super Mario Bros. 3
- 148 Super Mario Bros. 3
- 149 Super Mario Bros. 3
- 150 Super Mario Bros. 3

## SUPER NES GAMES

- 151 Asteroids
- 152 Asteroids
- 153 Asteroids
- 154 Asteroids
- 155 Asteroids
- 156 Asteroids
- 157 Asteroids
- 158 Asteroids
- 159 Asteroids
- 160 Asteroids
- 161 Asteroids
- 162 Asteroids
- 163 Asteroids
- 164 Asteroids
- 165 Asteroids
- 166 Asteroids
- 167 Asteroids
- 168 Asteroids
- 169 Asteroids
- 170 Asteroids
- 171 Asteroids
- 172 Asteroids
- 173 Asteroids
- 174 Asteroids
- 175 Asteroids
- 176 Asteroids
- 177 Asteroids
- 178 Asteroids
- 179 Asteroids
- 180 Asteroids
- 181 Asteroids
- 182 Asteroids
- 183 Asteroids
- 184 Asteroids
- 185 Asteroids
- 186 Asteroids
- 187 Asteroids
- 188 Asteroids
- 189 Asteroids
- 190 Asteroids

Place Stamp Here

**Nintendo Power**  
 P.O. Box 97062  
 Redmond, WA 98073-9762



## BACK ISSUE / TIP BOOK ORDER FORM

If you missed these classic Nintendo Power issues, don't miss out now! Your price as a subscriber is just \$3.50 plus \$1.00 postage and handling. Tip Books are just \$4.95 each. Strategy Guides are \$3.50 plus \$1.00 postage and handling. (For Canadian subscribers back issues and Strategy Guides are \$4.95 each plus \$1.50 for postage and handling. Tip books are \$6.50.) See page 96 for more details.

Name \_\_\_\_\_  
 Street Address (P.O. Box) \_\_\_\_\_  
 City \_\_\_\_\_ State \_\_\_\_\_ Zip \_\_\_\_\_  
 Phone \_\_\_\_\_ Membership No. (MEMB on address label) \_\_\_\_\_

Please check method of payment: **DO NOT SEND CASH.**  
 Check or Money Order (Payable to Nintendo)     MasterCard     Visa

Card # \_\_\_\_\_ Exp. Date \_\_\_\_\_  
 Customer's Signature \_\_\_\_\_ Telephone No. \_\_\_\_\_  
 Cardholder's Name \_\_\_\_\_

| Item                   | Magazine Issue                       | U.S. Price | Subscriber Price | Quantity (Limit) # | Total Amount |
|------------------------|--------------------------------------|------------|------------------|--------------------|--------------|
| #1988                  | Volume 14 Issue (Nov./Dec. '90)      | \$4.95     | \$3.50           | 0                  | \$0.00       |
| #21139                 | Volume 16 Issue (Feb./Mar. '90)      | \$4.95     | \$3.50           | 0                  | \$0.00       |
| #21170                 | Volume 18 Issue (Apr./May '90)       | \$4.95     | \$3.50           | 0                  | \$0.00       |
| #21191                 | Volume 19 Issue (Jan. '91)           | \$4.95     | \$3.50           | 0                  | \$0.00       |
| #21191                 | Volume 19 Issue (Feb. '91)           | \$4.95     | \$3.50           | 0                  | \$0.00       |
| #21192                 | Volume 20 Issue (Mar. '91)           | \$4.95     | \$3.50           | 0                  | \$0.00       |
| #21199                 | Volume 21 Issue (Apr. '91)           | \$4.95     | \$3.50           | 0                  | \$0.00       |
| #22261                 | Volume 24 Issue (May '91)            | \$4.95     | \$3.50           | 0                  | \$0.00       |
| #22262                 | Volume 25 Issue (Jun. '91)           | \$4.95     | \$3.50           | 0                  | \$0.00       |
| #22269                 | Volume 26 Issue (Jul. '91)           | \$4.95     | \$3.50           | 0                  | \$0.00       |
| #22287                 | Volume 27 Issue (Aug. '91)           | \$4.95     | \$3.50           | 0                  | \$0.00       |
| #22274                 | Volume 28 Issue (Sep. '91)           | \$4.95     | \$3.50           | 0                  | \$0.00       |
| #22282                 | Volume 29 Issue (Oct. '91)           | \$4.95     | \$3.50           | 0                  | \$0.00       |
| #22288                 | Let's Play! Fall '91                 | \$24.95    | \$24.95          | 0                  | \$0.00       |
| #22291                 | 2nd-Year Fall (Nov. 7-12)            | \$24.95    | \$24.95          | 0                  | \$0.00       |
| <b>STRATEGY GUIDES</b> |                                      |            |                  |                    |              |
| #15687                 | Super Mario Bros. 2 (Nov. 1, 1)      | \$4.95     | \$3.50           | 0                  | \$0.00       |
| #23863                 | Mega Man II (Nov. 1, 1)              | \$4.95     | \$3.50           | 0                  | \$0.00       |
| #23121                 | Final Fantasy (Nov. 1, 1)            | \$4.95     | \$3.50           | 0                  | \$0.00       |
| #25175                 | 4-Player Extra (Nov. 1, 1)           | \$4.95     | \$3.50           | 0                  | \$0.00       |
| <b>TIP BOOKS</b>       |                                      |            |                  |                    |              |
| #9979                  | The Legend of Zelda: Tips and Tricks | \$4.95     | \$3.50           | 0                  | \$0.00       |
| #4408                  | How to Win at Super Mario Bros.      | \$4.95     | \$3.50           | 0                  | \$0.00       |

Washington State residents add 6.2% sales tax (monthly subtotal by ORZ). Other valid while supplies last! Allow 4-6 weeks to ship! Please allow 4-6 weeks for delivery. Backlog! This card valid only with your payment or credit card information in a stamped envelope and mail to:  
 Nintendo Power Magazine, P.O. Box 97062, Redmond, WA 98073-9762

# LL CONTEST

**SECOND  
PRIZE:  
10 Winners!**

**OFFICIAL  
SPORTSCASTERS'  
JACKETS & HATS**

**THIRD  
PRIZE:  
50 Winners!**

**NINTENDO  
POWER  
JERSEYS**

*It's the coolest T  
to be sporting  
this season!*



from the

**BULLS VS. LAKERS**

And **NBA PLAYOFFS GAME PAKS**



## Official Contest News (No Purchase Necessary)

To enter, either fill out the Player's Poll response card or playturf name, address and telephone number on a plain 3" x 5" personal paper. Mail your entry to this address:

**NINTENDO POWER PLAYER'S POLL  
P.O. BOX 97062  
Redmond, WA 98073-9762**

One entry per person. Entries must be postmarked by December 1, 1991. We are not responsible for lost, stolen or misdirected mail. On or about December 15, 1991, winners will be randomly drawn from among all eligible entries and notified by mail. By accepting their prizes, winners consent to the use of their names, photographs, or other likenesses for

advertisements or promotions on behalf of "Nintendo Power" magazine or Nintendo of America Inc. without further compensation. Chances of winning are determined by the total number of entries received. The ratio of prizes to entry cards distributed is 1:1,350,000. Prizes are limited to one per household. Winners may not elect to substitute prizes. All prizes will be awarded. To receive a list of winners, which will be available after December 30, 1991, send your request to the address provided above. **GRAND PRIZE TRIP:** Nintendo will arrange travel and accommodations for the Grand Prize winner and one parent or guardian to Orlando, FL, for All-Star Weekend, tentatively scheduled for Feb. 7-8, 1992. Admission to the NBA All-Star game and the Stay-In-School Jamboone will be provided. Estimated value of the trip is \$3000. If under 18, the winner must be accompanied by a parent or legal guardian. The winner must provide written release to Nintendo of America Inc. This contest is not open to employees of Nintendo of America Inc., their affiliates, agencies, or immediate families and is subject to all federal, state, and local laws and regulations. Void in Canada and elsewhere where prohibited by law.

# NOW

NOV. 1991

# PLAYING

The number of new releases is growing as we are moving into the gift giving season. Our focus on games which didn't quite rate feature coverage this issue includes a spaceship shoot 'em up for

the Super NES, two light-hearted NES action games, an NES space shuttle mission simulation and a Super NES one-on-one battle with big, big monsters. Check 'em out!

## SPACE SHUTTLE PROJECT

Space shuttle astronauts have to master a lot of activities in order to carry out their missions. Such is the case in Space Shuttle Project from Absolute. In this simulation of six space shuttle missions, you do everything from preparing the shuttle for take-off to making sure that your cargo reaches a safe orbit. You'll do this by carrying out several specific tasks that follow a set script.



The headlines indicate a successful space shuttle mission or a failed attempt.

### Small Tasks Make The Mission

Your first task as Shuttle Commander will be to enter a four digit code and the name of the space shuttle as they are given to you. You'll then have to switch on the fuel tanks and board the crew

with the clock ticking down. After take-off, you'll carry out most of the other tasks of the mission by pressing a specific button when a marker reaches a shaded area on a bar or by moving an arrow to match the movements of a computer-controlled arrow. While success in these tasks sometimes results in brilliant shuttle graphics and realistic sound effects, the actual execution of the tasks doesn't seem to give a real sense of controlling a shuttle mission.



Most of the tasks of flying the shuttle are taking care of stopping a moving line in a shaded area.



In the first mission, you're in charge of making sure a satellite reaches a safe Earth orbit.

# SNOW BROS.

Two-player simultaneous action and fun characters are the focus in *Snow Bros.* from Capcom. This arcade game translation pits two princess-turned-snowmen against a host of enemies in the dozens of enclosed rooms of Snowland. You'll clear each room by hitting the enemies with a cold blast, turning them into snowballs and pushing them off the edge.



Turn enemies into snowballs and push them off the edge.



Snow level over crevices to gain items and potions.

## Battle The King's Henchmen

The evil King Scorch has turned Princess Torn and Nick of Snowland into snowmen and has kidnapped the princesses, Teri and Tina. As you fight through Snowland, you'll take on one of Scorch's

henchmen in every tenth room. Turn the weapons of these huge creatures into snowballs and toss them back to give them a taste of their own medicine. You should go far with teamwork.



Princess Torn and Nick have been transformed into snowmen by King Scorch.



Princess Teri and Tina have been transformed into snowmen by King Scorch.

# TOKI

While *Snow Bros.* follows a pair of princes that have been turned into snowmen, Toki from Taito deals with a hero that has been transformed into a monkey. As Toki, it's up to you to fight through the six stages of a mysterious land, take on the villainous Bashtar and find a way to restore yourself to human form. There's also a kidnapped damsel but, that's old news. As you're making your way through the land you'll be able to fight off the many enemies by spitting a powerful blast in eight different directions and by collecting Power-Ups that protect you from harm. This arcade game adaptation follows the story of its predecessor step by step.



Search for protecting Power-Ups like the super strong helmet.



Knock out your enemies with a blast in eight directions.

## Stomp For A Boost

There are several different Power-Up items which will help you in your battle to beat Bashtar. Some allow you to spit fire, while others give you much needed protection. Many Power-Ups are just out of

reach. The only way that you'll be able to collect them is by getting a boost from the enemies on the ground. As soon as an enemy crawls into position under a lofty Power-Up, stomp it and you'll bounce into the air. Grab the Power-Up and continue your fight through the land.



The three-shot Power-Up in this area is too high to reach by jumping.



Stomp the creature that pops out of the ground and bounce.



# DARIUS TWIN

Darius Twin from Taito is the first Super NES shoot 'em up space adventure which allows for two-player simultaneous action. You and a friend can battle side by side through a seven round mission in a faraway galaxy. The evil Belser, leader of the planet Darius, is launching an attack on the neighboring system including your home planet, Orga. It's up to you to clear a path to Darius and put an end to Belser's insidious plans.



While there's nothing new or unique in the storyline of this arcade-hit-to-Super-NES translation, the enemy battleships do have a style that is all their own. Even though they come from a distant series of planets and they soar through space, these huge fighting machines resemble giant creatures of the deep. Blast through the hordes of smaller ships, Power-Up your Silver Hawk fighter and take on the mysterious ships that threaten your planet.



## Know Your Options

By activating the Rapid Fire option, you can set off multiple shots by pressing and the Y Button. The Sound Test allows you to listen to the game's sound effects and the Game Level option lets you switch from Normal to Easy play.



While there are a total of 12 planets in the system, you need only fight through seven of them in order to make your way to Darius. After you successfully complete most rounds, you'll have the option to blast off into one of two different directions and continue your mission to eliminate the evil forces.



Follow the creatures of the end of each round, then plan your route to Darius.

# ULTRAMAN: TOWARDS THE FUTURE

He's been a star of Japanese movies for many years and now the ultimate warrior, Ultraman, is blasting onto the Super NES in Ultraman: Towards the Future from Bandai. You are the hero of futuristic Earth as you take on your most feared enemies in nine one-on-one battles. The detailed graphics and realistic sound effects are top notch. Since there are only nine battles though, the game is lacking in depth. As you fight to victory you'll earn one of three different endings, depending on the difficulty level you choose.



Follow the mighty lines of Ultraman with Ultra Peaches and Ultra Kicks.

## Blast Off For Battle

You'll knock power out of your opponents by locking and punching them and tossing them over your shoulder. The only way to finish them off though, is by using your most powerful Special Weapon; Burning Plasma. The Special Weapon Meter builds as you battle. When it hits Level Four, you'll be able to fire off Burning Plasma. Weaken your opponent until the "Finish" message appears, then let him have it. He'll disintegrate!



Power up your opponent with Ultra Kicks and Ultra Peaches. Use the Burning Plasma when the "Finish" message appears and blast him for good.



Super NES titles are really beginning to take off. In addition to the games that are mentioned elsewhere in this issue, recent releases include Drakkhen from Kemco/Seika, The Chessmaster from Mindscape and Hyperzone from Hal. Drakkhen is a role-playing game with a first-person perspective. During battle scenes, your

party members come into view and fight, while you control one of them. The Chessmaster is a translation of the Chess game which has appeared on the NES and Game Boy. Hyperzone is a futuristic racing battle with dazzling graphics. You pilot a flying vehicle through a series of enemy-packed tracks.

## YOUR GUIDE TO THE LATEST NES RELEASES

| TITLE                              | COMPANY    | PLAY INFO | POWER METER RATINGS |     |     |     | GAME TYPE                  |
|------------------------------------|------------|-----------|---------------------|-----|-----|-----|----------------------------|
|                                    |            |           | G                   | P   | C   | T   |                            |
| The Bard's Tale                    | FCI        | 1P/Batt   | 2.8                 | 2.7 | 3.1 | 3.1 | Role-Playing               |
| Die Hard                           | Activision | 1P        | 2.9                 | 3.0 | 3.1 | 3.4 | Crime-Fighting Action      |
| The Flintstones                    | Toito      | 1P        | 3.7                 | 3.2 | 3.4 | 3.7 | Comic Adventure            |
| Gun Nac                            | Nexoft     | 1P        | 3.1                 | 4.2 | 2.9 | 2.7 | Space Action               |
| Sesame Street Countdown            | Hi Tech    | 1P        | 3.8                 | 3.4 | 3.1 | 3.6 | Education                  |
| Snow Bros.                         | Capcom     | 2P-S      | 3.2                 | 3.6 | 2.9 | 3.1 | Comic Action               |
| Space Shuttle Project              | Absolute   | 1P/Poss   | 3.2                 | 2.7 | 3.0 | 3.5 | Shuttle Mission Simulation |
| Taki                               | Toito      | 2P-A      | 2.8                 | 3.8 | 3.0 | 3.4 | Comic Action               |
| Tom & Jerry                        | Hi Tech    | 1P        | 3.7                 | 3.0 | 3.0 | 3.4 | Comic Action               |
| Trog                               | Acclaim    | 2P-S      | 3.1                 | 3.4 | 2.6 | 2.8 | Comic Action               |
| Ultimate Air Combat                | Activision | 1P        | 3.4                 | 3.6 | 3.6 | 3.9 | Combat Action              |
| Where in Time Is Carmen San Diego? | Konami     | 1P        | 2.9                 | 2.7 | 3.3 | 3.6 | Education                  |

## AND SUPER NES RELEASES

| TITLE                          | COMPANY       | PLAY INFO | POWER METER RATINGS |     |     |     | GAME TYPE             |
|--------------------------------|---------------|-----------|---------------------|-----|-----|-----|-----------------------|
|                                |               |           | G                   | P   | C   | T   |                       |
| The Chessmaster                | Mindscape     | 2P-S      | 2.8                 | 3.7 | 3.4 | 3.3 | Chess                 |
| Darius Twin                    | Toito         | 2P-S      | 3.6                 | 4.0 | 3.4 | 3.3 | Space Action          |
| Drakkhen                       | Kemco/Seika   | 1P/Batt   | 3.4                 | 2.5 | 3.0 | 3.4 | Role Playing          |
| Final Fantasy II               | Square        | 1P/Batt   | 4.6                 | 3.8 | 4.2 | 4.5 | Role Playing          |
| Hal's Hole In One Golf         | Hol           | 2P-A/Batt | 3.8                 | 3.7 | 3.9 | 3.8 | Golf                  |
| Hyperzone                      | Hol           | 1P        | 3.6                 | 3.6 | 3.3 | 3.0 | Futuristic Action     |
| Super Baseball Simulator 1,000 | Culture Brain | 2P-S/Batt | 2.9                 | 2.9 | 3.3 | 3.5 | Baseball              |
| Super Ghouls 'N Ghosts         | Capcom        | 1P        | 4.8                 | 3.7 | 3.9 | 4.1 | Ghost Fighting Action |
| Super Tennis                   | Nintendo      | 2P-S/Pass | 4.1                 | 4.1 | 4.0 | 3.9 | Tennis                |
| U.N. Squadron                  | Capcom        | 1P        | 3.7                 | 4.0 | 4.0 | 3.7 | Military Action       |
| Ultraman                       | Bandai        | 1P        | 3.7                 | 2.9 | 3.0 | 2.9 | Monster Battle        |

### LISTING KEY

You can get the most out of our game listing by understanding the categories. Title, Company and Game Type are self-explanatory. Use this Key to understand Play Info and the valuable Power Meter ratings.

### PLAY INFO

Games are made to be played with one to four players. Some also employ a battery or password to save game play data.

**1P = ONE PLAYER**

**2P-S = TWO PLAYER SIMULTANEOUS**

**2P-A = TWO PLAYER ALTERNATING**

**PASS = PASSWORD**

**BATT = BATTERY**

### POWER METER

The Pros at Nintendo HQ rate each new game. Ratings are from 1 (poor) to 5 (excellent) in four areas.

**G = GRAPHICS AND SOUND**

**P = PLAY CONTROL**

**C = CHALLENGE**

**T = THEME AND FUN**



# NES ACHIEVERS

Attention game wizards! When you work a little bit of magic and rack up some astounding scores, send them in. Amaze your friends by having your name listed with the other video game magicians who make the NES Achievers column!

|  |  |  |  |  |  |
|--|--|--|--|--|--|
| <b>■ BATTLETOADS (NES)</b><br>Gary Bateman<br>T.J. Allen<br>Mike Canaroz<br>Copperrus Cove, TX<br>Perryville, MO<br>New Orleans, LA<br>Finished<br>Finished<br>Finished  |  |  | <b>■ G.I. JOE</b><br>Josh Kohn<br>Matt Kramer<br>Eau Claire, WI<br>Grand Forks, ND<br>Finished<br>Finished   |  |  |
| <b>■ DÉJÀ VU</b><br>B.J. Fick<br>Lucas Bergman<br>Melissa Zander<br>Phuong Vo<br>Eric Heston<br>Marty Bullock<br>Bob Forester<br>Bryan Thompson<br>Travis Wakefield<br>Indianapolis, IN<br>Quincy, IL<br>Seattle, WA<br>Forest Park, GA<br>Saint Elizabeth, NJ<br>Destin, FL<br>Philadelphia, PA<br>Tchula, MS<br>Swanzey, NH<br>Finished<br>Finished<br>Finished<br>Finished<br>Finished<br>Finished<br>Finished<br>Finished  |  |  | <b>■ HUDSON'S ADVENTURE ISLAND II</b><br>Devon Schud<br>Boulder, CO<br>Finished  |  |  |
| <b>■ DR. MARIO (NES)</b><br>Luan Sanderlin<br>Patricia Robeks<br>Dorna Jones<br>Harlan Woodring<br>Crystal Reede<br>Francis Kanawell<br>Brenda McCall<br>Patrick Boedeker<br>Pauline Neville<br>Jason Swindels<br>Steven Ezell<br>Harlingen, TX<br>Phillipsburg, NJ<br>Tustin, CA<br>McLaugh, KS<br>Gauthier, MS<br>Tyrone, PA<br>Rotan, TX<br>San Antonio, TX<br>Tulsa, OK<br>Kelowna, BC<br>Dal Mar, CA<br>652,500<br>533,200<br>520,400<br>509,400<br>504,300<br>429,300<br>398,500<br>369,000<br>336,800<br>334,500<br>327,000 |  |  | <b>■ THE HUNT FOR RED OCTOBER</b><br>Reed Worth<br>Austin, TX<br>Finished  |  |  |
| <b>■ DISNEY'S DUCK TALES (NES)</b><br>Luis Vazquez<br>Trevor Buzf<br>Beth Denson<br>Miami, FL<br>Rigby, ID<br>Richardson, TX<br>26,134,000<br>11,965,000<br>11,436,000   |  |  | <b>■ THE IMMORTAL</b><br>Travis Barlow<br>Zachary, LA<br>Finished  |  |  |
| <b>■ FARIA</b><br>John Adams<br>Joshua Rossman<br>Kingwood, TX<br>Charlestown, MA<br>Finished<br>Finished  |  |  | <b>■ LOW G-MAN</b><br>Paul Lucero<br>North Glenn, CO<br>100,000  |  |  |
|  |  |  | <b>■ MAGICIAN</b><br>Tony Poiries & Jon Logan<br>Hayward, CA<br>Finished   |  |  |
|  |  |  | <b>■ MONOPOLY (NES)</b><br>Jay Sullivan<br>Adam Schmidt<br>Sandy Taylor<br>Springfield, VA<br>Torawanda, NY<br>Arnaudville, LA<br>24,395<br>21,235<br>14,080 |  |  |
|  |  |  | <b>■ NARC</b><br>Dan Gordon<br>Jonathan Suñ<br>Colin & Neil McFarlane<br>Nazareth, PA<br>Worcester, MA<br>Calgary, AB<br>2,203,500<br>1,505,100<br>1,200,050 |  |  |
|  |  |  | <b>■ PINBALL</b><br>Frank Wilcoo<br>Ogdensburg, NJ<br>523,610  |  |  |

## ■ PINBALL QUEST

|                 |                |           |
|-----------------|----------------|-----------|
| Jerry McDowell  | Eddyville, IA  | 9,999,990 |
| David Halpern   | Whitehall, PA  | 9,999,990 |
| Patrick McGowan | Toms River, NJ | 9,299,670 |
| Andy Rodriguez  | Greenfield, WI | 8,259,580 |

## ■ PINBOT

|                     |                 |            |
|---------------------|-----------------|------------|
| Patricia Perihollow | Madison, OH     | 99,999,999 |
| Jim Host            | Shelbyville, MI | 99,595,670 |
| Martin Weneske      | Topeka, KS      | 49,079,610 |
| Jan Reech           | Pittsford, NC   | 25,610,130 |

## ■ PIPE DREAM

|              |                  |           |
|--------------|------------------|-----------|
| David Diskin | Canyon Crest, CA | 2,353,150 |
| Larry Sefton | Barfield, TN     | 1,501,300 |

## ■ POWERBLADE

|                                |                 |          |
|--------------------------------|-----------------|----------|
| Matt Martinosky                | Waverly, NE     | Finished |
| John Millard                   | Galena, KS      | Finished |
| Jason Noack                    | Batavia, IL     | Finished |
| Casey Rogers & Tony Chapman    | Inving, TX      | Finished |
| Michael Bolon & Yves Patcho    | Thornhill, ON   | Finished |
| Adam Budewehm                  | Rivendale, NJ   | Finished |
| Adam Peters                    | Kailua, HI      | Finished |
| James Starberg                 | Fort Dodge, IA  | Finished |
| Tim Starnger & Jason Greening  | Barnesville, MN | Finished |
| Sabrina Goopster & Zach Bruson | Muncie, IN      | Finished |
| Brock Otten                    | Oakville, ON    | Finished |
| Mike Kong                      | Westmont, IL    | Finished |
| Jason Clark                    | Snyrna, DE      | Finished |
| Perry Patnosek                 | Schulenburg, TX | Finished |
| Jason Payne                    | Mans, FL        | Finished |

## ■ PUNISHER

|                |               |          |
|----------------|---------------|----------|
| James Love     | Anchorage, AK | Finished |
| David Thornton | Houston, TX   | Finished |

## ■ THE ROCKETEER

|                   |                      |          |
|-------------------|----------------------|----------|
| Thomas Carmichael | Clinton, LA          | Finished |
| Brett Kempf       | East Stroudsburg, PA | Finished |

## ■ SHADOW OF THE NINJA

|                   |               |          |
|-------------------|---------------|----------|
| Michael Prowatzka | Wood Lake, MN | Finished |
| Jason Charrette   | Dearborn, MI  | Finished |

## ■ SILVER SURFER

|               |               |           |
|---------------|---------------|-----------|
| Sam Schaperow | Waterford, CT | 9,999,600 |
|---------------|---------------|-----------|

## ■ THE SIMPSONS: BART VS. THE SPACE MUTANTS

|                     |                   |          |
|---------------------|-------------------|----------|
| Shaun Mackall       | Gray, ME          | Finished |
| Mike Bunton         | Casper, WY        | Finished |
| Craig Rawson        | Pleasanton, CA    | Finished |
| Evian & Marc Butner | South Salem, NY   | Finished |
| Nick A. Lugo        | Brooklyn, NY      | Finished |
| Derek O'Riordan     | Stow, MA          | Finished |
| Joseph Morris       | Ebensburg, PA     | Finished |
| Joe Vallee          | Woodbury, NJ      | Finished |
| Brandon Brown       | Scenery Hill, PA  | Finished |
| Mike Rector         | Crystal River, FL | Finished |
| Adam Vig            | Arleta, ND        | Finished |

## ■ SNAKE RATTLE 'N ROLL

|            |            |         |
|------------|------------|---------|
| Chris Cobb | Dedham, MA | 465,050 |
| Erin Kraft | Lusby, MO  | 202,400 |

## ■ STARTROPICS

|                 |                  |          |
|-----------------|------------------|----------|
| Richard Jew     | Fremont, CA      | Finished |
| Jennifer Cannon | Sioux City, IA   | Finished |
| Eric Wallace    | Jacksonville, FL | Finished |
| Jason Temple    | Amherstburg, ON  | Finished |
| Erik Mandt      | Vancouver, WA    | Finished |
| Jason Weaver    | Ann Arbor, MI    | Finished |
| Adam Handley    | Richland, WA     | Finished |

## ■ TETRIS

|                  |                      |         |
|------------------|----------------------|---------|
| Mark Fitzpatrick | Wappingers Falls, NY | 329,440 |
| Pat Campesano    | Cincinnati, OH       | 326,788 |
| Michael Herby    | Linwood, NJ          | 320,000 |

## ■ TETRIS (GAME BOY)

|                 |             |         |
|-----------------|-------------|---------|
| Michael Schulte | Fremont, CA | 743,641 |
|-----------------|-------------|---------|

## ■ THE UNINVITED

|                 |                |          |
|-----------------|----------------|----------|
| Justin Elder    | Evansville, IN | Finished |
| Palph Hurst     | Auburn, CA     | Finished |
| April Marzler   | Omaha, NE      | Finished |
| Damon Broussard | Crowley, LA    | Finished |



## Use Your Magic Touch

Remember to record your best efforts on film and send them to NES Achievers. If yours is one of the highest we receive, or if you're one of the first to finish a game, your name might be listed in a future issue. When you take a picture of your television or Game Boy screen, hold your camera steady and use only natural light. For best results, use a 35 mm camera without a flash. Send your scores and photos to NES Achievers.

**NINTENDO POWER**  
**NES Achievers**  
**P.O. Box 97033**  
**Redmond, Wa**  
**98073-9733**



Volume 30 November 1991

# TOP 30

A long-time favorite, *The Legend of Zelda*, returns to the top ten this month. Link's first adventure has its loyal followers. Wait until they see the third installment in the series!

Use this color-coded key to check on your favorite games.



Newcomers appearing for the first time this month.



Games that have appeared between two and nine times.



Titles that have made the Top 30 ten times or more.



Number of months the games have rated in the Top 30.



**1** 7,939  
POINTS  
25 MONTHS

## SUPER MARIO BROS. 3

Will their reign ever end? They hope it doesn't—they like the view from up here.



**2** 6,447  
POINTS  
15 MONTHS

## FINAL FANTASY

There's nothing final about it! This fantasy just keeps on finding followers.



**3** 6,397  
POINTS  
3 MONTHS

## BATTLETOADS

The 'toads keep things hopping in third this month, and they're happy to be there.



**4** 5,763  
POINTS  
**10** MONTHS

### TMNT II: THE ARCADE GAME

Heads up, sewer slime, the totally tubular turtles are cleaning house again.



**5** 4,883  
POINTS  
**7** MONTHS

### THE SIMPSONS: BART VS. THE SPACE MUTANTS

Hey, man, Bart's on a mission against mutants. Have skateboard, will travel.



**6** 4,802  
POINTS  
**11** MONTHS

### CRYSTALS

Time travelers keep Crystals ranking among the best. It's a major RPG hit.



**7** 4,749  
POINTS  
**11** MONTHS

### DRAGON WARRIOR II

Erdrick's mythical domain, Alefgard, mystifies explorers for yet another month.



**8** 4,669  
POINTS  
**10** MONTHS

### MEGA MAN III

Watch out Willy! Mega Man has it out for you and your wicked experiments.



**9** 3,444  
POINTS  
**21** MONTHS

### TETRIS

This shapes up as another great month for one of the best puzzlers ever.



**10** 3,421  
POINTS  
**38** MONTHS

### THE LEGEND OF ZELDA

Link's first adventure returns to the top ten and rates for its 38th time!



**11** 2,691  
POINTS  
**STARTROPICS**



**12** 2,477  
POINTS  
**SUPER MARIO BROS. 2**



**13** 2,300  
POINTS  
**BASES LOADED II**



**14** 2,298  
POINTS  
**DESTINY OF AN EMPEROR**



**15** 2,292  
POINTS  
**DR. MARIO**



**16** 2,009  
POINTS  
**DRAGON WARRIOR**



**17** 1,841  
POINTS  
**MEGA MAN II**



**18** 1,653  
POINTS  
**WIZARDRY**



**19** 1,568  
POINTS  
**DOUBLE DRAGON III**



**20** 1,542  
POINTS  
**LITTLE NEMO THE DREAM MASTER**



**21** 1,469  
POINTS  
**ZELDA II THE ADVENTURE OF LINK**



**22** 1,417  
POINTS  
**CASTLEVANIA III—DRACULA'S CURSE**



**23** 1,388  
POINTS  
**THE LITTLE MERMAID**



**24** 1,327  
POINTS  
**DOUBLE DRAGON II**



**25** 1,286  
POINTS  
**ULTIMA: QUEST OF THE AVATAR**



**26** 1,261  
POINTS  
**MONOPOLY**



**27** 1,195  
POINTS  
**BATMAN**



**28** 1,163  
POINTS  
**MANIAC MANSION**



**29** 1,160  
POINTS  
**SOLSTICE**



**30** 1,112  
POINTS  
**BILL & TED'S EXCELLENT VIDEO GAME ADVENTURE**



## Players' Picks



GAME PTS.

|    |  |       |
|----|--|-------|
| 1  | Super Mario Bros. 3                            | 4,563 |
| 2  | TNMT II: The Arcade Game                       | 3,098 |
| 3  | Mega Man III                                   | 2,803 |
| 4  | Battletoads                                    | 2,168 |
| 5  | Dragon Warrior                                 | 2,009 |
| 6  | Final Fantasy                                  | 1,851 |
| 7  | The Simpsons: Bart vs. the Space Mutants       | 1,502 |
| 8  | The Legend of Zelda                            | 1,451 |
| 9  | Dragon Warrior II                              | 1,401 |
| 10 | Mega Man II                                    | 1,189 |
| 11 | SEGA's Top 50's Essential Video Game Adventure | 1,112 |
| 12 | Zelda II—The Adventure of Link                 | 1,094 |
| 13 | Castlevania III—Dracula's Curse                | 1,001 |
| 14 | Tetris   | 896   |
| 15 | Dragon Warrior III                             | 873   |
| 16 | Super Mario Bros. 2                            | 812   |
| 17 | Dr. Mario                                      | 798   |
| 18 | Double Dragon III                              | 778   |
| 19 | StarTropics                                    | 734   |
| 20 | Double Dragon II                               | 616   |
| 21 | Mega Man                                       | 582   |
| 22 | Ninja Gaiden II                                | 565   |
| 23 | Disney's Duck Tales                            | 549   |
| 24 | Super Mario Bros.                              | 528   |
| 25 | Behmen   | 514   |
| 26 | Robin Hood: Prince of Thieves                  | 509   |
| 27 | Monopoly                                       | 505   |
| 28 | Little Nemo the Dream Master                   | 501   |
| 29 | Crystalis                                      | 499   |
| 30 | Maniac Mansion                                 | 483   |

## Pros' Picks



GAME PTS.

|    |  |       |
|----|--|-------|
| 1  | Final Fantasy                            | 4,596 |
| 2  | Crystalis                                | 4,303 |
| 3  | Dragon Warrior II                        | 2,614 |
| 4  | Battletoads                              | 2,321 |
| 5  | Destiny of an Emperor                    | 2,298 |
| 6  | The Legend of Zelda                      | 1,970 |
| 7  | StarTropics                              | 1,887 |
| 8  | Wizard                                   | 1,653 |
| 9  | Ultima: Quest of the Avatar              | 1,266 |
| 10 | Solstice                                 | 1,160 |
| 11 | Mega Man III                             | 996   |
| 12 | The Uninvited                            | 938   |
| 13 | The Imperial                             | 773   |
| 14 | The Simpsons: Bart vs. the Space Mutants | 738   |
| 15 | Faria                                    | 727   |
| 16 | Battle of Olympus                        | 703   |
| 17 | Maniac Mansion                           | 680   |
| 18 | Metroid                                  | 656   |
| 19 | Bandit Kings of Ancient China            | 633   |
| 20 | Shadowgate                               | 609   |
| 21 | Nobunago's Ambition II                   | 574   |
| 22 | Super Mario Bros. 3                      | 515   |
| 23 | Adventures of Lolo II                    | 492   |
| 24 | Dungeon Magic                            | 457   |
| 25 | Mega Man                                 | 445   |
| 26 | Nobunago's Ambition                      | 433   |
| 27 | Castlevania III—Dracula's Curse          | 410   |
| 28 | NES Play Action Football                 | 398   |
| 29 | Zelda II—The Adventure of Link           | 375   |
| 30 | Tetris                                   | 363   |

## Dealers' Picks



GAME PTS.

|    |  |       |
|----|--|-------|
| 1  | Super Mario Bros. 3                      | 2,861 |
| 2  | TNMT II: The Arcade Game                 | 2,665 |
| 3  | The Simpsons: Bart vs. the Space Mutants | 2,643 |
| 4  | Boxes Loaded II                          | 2,303 |
| 5  | Tetris                                   | 1,908 |
| 6  | Battletoads                              | 1,908 |
| 7  | Super Mario Bros. 2                      | 1,665 |
| 8  | Dr. Mario                                | 1,494 |
| 9  | The Little Mermaid                       | 1,328 |
| 10 | Little Nemo the Dream Master             | 1,041 |
| 11 | The Rocksters                            | 1,037 |
| 12 | Top Gun II                               | 1,004 |
| 13 | Super C                                  | 990   |
| 14 | Base Wars                                | 913   |
| 15 | Tecmo Bowl                               | 898   |
| 16 | Mega Man III                             | 870   |
| 17 | NES Open Tournament Golf                 | 809   |
| 18 | WWF Wrestlemania Challenge               | 795   |
| 19 | Double Dragon III                        | 790   |
| 20 | Teenage Mutant Ninja Turtles             | 758   |
| 21 | Monopoly                                 | 756   |
| 22 | Dragon Warrior II                        | 734   |
| 23 | Baseball Simulator 1,000                 | 714   |
| 24 | Rad Racer II                             | 713   |
| 25 | Double Dragon II                         | 711   |
| 26 | The Bugs Bunny Birthday Blowout          | 703   |
| 27 | Paper Boy                                | 690   |
| 28 | Behmen                                   | 681   |
| 29 | Disney's Rescue Rangers                  | 677   |
| 30 | Mega Man II                              | 652   |

## WHOA, DUDES! IT'S BILL & TED!

Bill & Ted must be time traveling. They've come from nowhere to rate in the Players' Top 30.

## PROS SETTLE IN FOR SOME SERIOUS PLAY

The pros like challenge, and they find it in complex, time-consuming RPGs.

## DEALERS GO FOR THE BIG NAMES

Looking for sure bets, dealers look for games with well known stars, like Mario, Bart, and the turtles.



# CELEBRITY PROFILE

ROBERT ENGLUND

**F**reddy's Dead: The Final Nightmare is currently ripping up movie screens nationwide. We tracked down the film's star, Robert Englund (a.k.a. "Freddy Krueger"), an avid Nintendo game fan, to talk to him about the film and the last movie appearance of his dreamstalking character. "While I've enjoyed developing Freddy's character to icon status," says Robert, "I think it's time for me to move on. I am extremely pleased that so much effort has gone into the 'Final Nightmare'.

While Robert has enjoyed portraying Freddy in all six Nightmare films and is happy about the character's popularity, he's quick to point out that Freddy Krueger shouldn't be considered a role model. "I don't see Freddy as a hero to anyone and I don't think anybody wants to grow up to be that ugly evil of us."

Yet, Robert still claims to play Nintendo games with the ferocity of the famous fiend who stalks the



Robert Englund brings Freddy Krueger back to the big screen for one more round.

teenagers of Springwood in their dreams. "I'm really proud of the new retractable blades I've designed on my Power Glove," he says with a Freddy-like sneer. "Now, I'm more agile when I play." If Robert (as Freddy) were to design a game he says that it would feature "Freddy Krueger destroying Jason Vorhees [of Friday the 13th fame] and that wimp Michael Myers [from the Halloween series]. I'd call it 'Nightmare on Friday the 13th, Halloween Night'." Robert goes on to say, with full Freddy flair, that his favorite games are "the ones where Fred Krueger decapitates the Mario Bros." There are, of course, no such games in existence but he can dream can't he?

Now that Robert has bid goodbye to Freddy Krueger, he'll be appearing in a television pilot called

Nightmare Cafe, which is being co-produced by Nightmare creator Wes Craven. He has also spent some time on the other side of the lens, directing his first feature film, 976-EVIL.

Even with busy filming schedules, Robert still plans to make time for surfing, traveling, reading and playing video games. His advice for game playing fans of Freddy is "always wear a Power Glove."



## Freddy's Favorite Horror Films

1. The Innocents
2. Sisters
3. Rosemary's Baby
4. White of the Eye
5. The Hitcher

# PAK WATCH



## A LOOK INTO THE FUTURE OF NES AND SUPER NES GAME PAKS!!

It looks like the new year is going to offer a lot of excitement for NES and Super NES players. Programmers are borrowing the best themes from the movies, PCs and just about everywhere else...and the preliminary results are looking awesome.

Just Around The Corner

## THE EMPIRE STRIKES BACK

JVC and Lucas have teamed up again with the latest Star Wars game—The Empire Strikes Back—the result is outstanding as always. It sure doesn't hurt Lucasarts having one of the hottest licenses of all time, and the programmers peeked the Pak with tons of story and characters from the second Star Wars film.

The game takes Luke from the ice planet Hoth to the green, swampy world of Dagobah and, we are told, on to Bespin, the Cloud City. Our two-thirds completed version only got us as far as



a meeting with Yoda. Still, it was enough to get us excited. One of the most radical features is the use of transport. You can ride a snow beast or fly circles around an Imperial Walker in a Rebel Scout ship. If your mount or ship is blasted, Luke will have to hoof it

through the rest of the stage or until he finds a new ride. Another notable feature is the voice reproduction. When Darth Vader speaks, we could swear we were hearing the real guy.

Basically, The Empire Strikes Back is an action game. Han Solo, Princess Leia and other characters give information from pop up screens but don't join the team as they did in Star Wars. The controls take a little getting used to, especially when you're making tricky jumps, but this Pak Watcher got caught up in the action and is waiting for more.







# OVERLORD PAK WATCH

**Hot News**  
Overlord from Virgin Games is an adaption of a PC strategy game that combines terraforming and colonizing planets with alien battles. The idea is that you are at one end of the universe while an evil counterpart is at the other. The two of you are expanding your empires and eventually will meet. In order



to be ready for that mother of all space battles you'll have to develop your planets by providing food and minerals and keeping tax

rates low. As your population expands, recruit soldiers to protect your worlds and to act as a strike force. You can purchase all sorts of space ships, equip soldiers with weapons, carry colonists from one planet to another and receive messages from the enemy. This is one complex game, but for strategy fans it looks like a winner. One bit of advice—don't lose the manual!



Just Around The Corner

# WIZARDS & WARRIORS III

Acclaim Entertainment and RARE Ltd. have combined their resources to bring back Kuros the sword-wielding hero in *Wizards & Warriors III: Visions of Power*. For starters, we thought the subtitle was particularly powerful. The graphics were also eye-grabbers. Rare has a knack for bold, colorful graphics. The story of this third Kuros adventure has our hero exploring three worlds—the City, the UnderWorld, and the Palace—preparing to meet the evil Malkil who has overthrown the King.



Armor and swordplay won't be enough as Kuros must learn to fight magic with magic. There's lots of jumping and stabbing action, plus many items to find or purchase at the Inn. We found the most challenging aspect of the



game was that you must return several times to the different worlds, where you find new treasures and learn new skills, such as how to be a thief. The result is that the game gets bigger and better the longer you play.



# SUPER NINTENDO

## ENTERTAINMENT SYSTEM

### DEVELOPMENT DISPATCH

The two games featured this month in Development Dispatch are both great examples of how the Super NES allows maximum creativity for game programmers around the world. Lemmings was designed in Great Britain, while True Golf Classics comes to U.S. shores from Japan. There's a world of fun out there.




## LEMMINGS

Save the Lemmings! That's the battle cry that crossed the Atlantic when Psygnosis, a British game developer, introduced Lemmings for the PC. Now Sun Soft is bring-

ing the game to the Super NES. The idea is simple. A group of Lemmings (tiny, rodent-like characters who march mindlessly until given a purpose) must dig, bomb, bash and climb their way past a

series of obstacles in every stage to reach the door. Your job is to assign special skills to well-positioned Lemmings in order to clear a path through the increasingly difficult mazes.



## TRUE GOLF CLASSICS

### Waialae

Country Club

T&E Soft's True Golf Classics: Waialae is an ambitious golf game for the true golf fanatic.

Everything you can do on a real course you can do here. The course duplicates the championship 18 of the Waialae Country Club in Hawaii. T&E's programmers visited the course, got tips from the pro and

included the notorious trade winds that make it so challenging. The control is super impressive. We truly felt like we were out there. The next T&E classic is slated to be Pebble Beach. Fore!



# GOSSIP GALORE

## BUCKY O'HARE

Konami's whimsical space-faring bunny, Bucky O'Hare, is out to save his buddies who were captured by some ruthless extra-galactic toads and hidden on four planets. The NES graphics are bold and colorful and the action is very fast. Jumping and shooting are the keys to success. The early version has a stage select and passwords to keep you hopping along.



## SUPER SPORTS FROM EA

Super NES sports fans should keep their eyes open for anything marked Electronic Arts. Why? Because EA has dedicated its resources to providing some super sports games including titles for baseball, golf, basketball, hockey as well as the PC hit John Madden's Football. If the other titles are anything like JMF, expect sophistication that will be hard to beat on the field or on the Super NES.



## ATTACK OF THE KILLER TOMATOES

One of the great cult movies is coming to the NES and Game Boy. Attack of the Killer Tomatoes from T.H.Q. and Imagineering stars Chad Finletter as the unwilling hero who must stop a mad scientist about to unleash the dreaded Doomsday Tomato. Beefsteak, Mummato, Fang, Ketchuck and Tomacho plus all the Killer Tomatoes stalk Chad. Yes, these violent vegetables have a taste for human flesh. Chad must jump and stomp them into ketchup if San Zucchini is to be saved.



## RUMOR WRAP UP

What's the biggest news for '92? That's a tough question with so much going on, but here are a few titles that we've heard about: The Hook from Sony (based on the Steven Spielberg movie starring Robin Williams, Dustin Hoffman and Julia Roberts), Mega Man IV from Capcom (starring the one and only Mega Man), and Lagoon from Kemco-Seika (a Super NES adventure from the company that produced Shadowgate, Dejá Vu and Drakken). These are just a few of the highlights.



# PAK WATCH

## NES PLANNER

### COMING SOON

- Attack of the Killer Tomatoes
- Avengers
- Barbie
- Bio Force Ape
- Bucky O'Hare
- Contra Force
- Cyberball
- The Empira Strikes Back
- The Flintstones
- G.I. Joe 2
- Hammerin' Harry
- Mega Man IV
- Might & Magic
- Nightshade
- Overlord
- Rocky
- Secret Ties
- Space Shuttle Project
- Terminator 2: Judgment Day
- The Addams Family
- Tiny Toon Adventures
- TMNT III
- Toki
- Toxic Crusaders
- Ufouris
- Ultimate Air Combat
- Uncharted Waters
- Wizards & Warriors III

## SUPER NES PLANNER

### COMING SOON

- Castlevania IV
- Joe & Mac: Caveman Ninja
- Final Fantasy II
- Final Fight
- John Madden's Football
- Lemmings
- Nolan Ryan's Baseball
- PGA Tour Golf
- Populous
- RPM Racing
- Super Battleship
- Super Play Action Football
- True Golf Classics: Wnaine
- Wandsrers From Ys

## BACK ISSUES

Nintendo Power's back issues are available individually. Add them to your collection! They contain these exciting reviews:

- Volume 14 (July/Aug. '90) Rescue Rangers, Snake's Revenge, Solstice, Crystalis.
- Volume 16 (Sept/Oct. '90) Maniac Mansion, Final Fantasy, Balder Game, NES Play Action Football, Snake Battle 'N Roll, Kickie Coback.
- Volume 18 (Nov/Dec '90) Dr. Mario, Contraforce III, Little Nemo the Dream Master, Solar Jetman.
- Volume 20 (Jan. '91) Mega Man III, Déjà Vu, Granprix 2, The Invincible.
- Volume 21 (Feb. '91) StarTropics, TMNT II: The Arcade Game, Quantum Fighter, Magicant, Ultimea: Quest of the Avatar.
- Volume 22 (March '91) MetalStorm, StarTropics, G.I. Joe, Hudson's Adventure Island II.
- Volume 23 (Apr. '91) Power Blade, Sword Master, Totally Rad, Menopoly.
- Volume 24 (May '91) Vice: Project Doom, The Adventures of Lolo III, The Rocketeer, The Lone Ranger.
- Volume 25 (June '91) Battletoads, Day Dreamin' Davey, NES Open Tournament Golf.
- Volume 26 (July '91) Robin Hood, Kickin' Kats, The Little Mermaid.
- Volume 27 (Aug. '91) Ninja Gaiden 3, Dragon Warrior II & III, Darkman.
- Volume 28 (Sept. '91) Super Mario World, Star Wars, Smash TV, Kick Master.
- Volume 29 (Oct. '91) F-Zero, Star Trek, Roger Clemens Baseball, Metroid, Shatterhand.

To order your back issues, use the form in the Player's Poll section of this issue.

## STRATEGY GUIDES AND TIP BOOKS

Nintendo Power's Strategy Guides and tip books cover some of the most popular games ever and contain the most complete information there is.

Strategy Guides Now Available:

- Volume 13: Super Mario Bros. 3
- Volume 15: Ninja Gaiden II
- Volume 17: Final Fantasy
- Volume 19: 4-Player Extra

Tip Books Available:

The Legend of Zelda: Tips and Tactics  
How to Win at Super Mario Bros.

To order the strategy advice of your choice, see the form in the Player's Poll section of this issue.

## SPECIAL OFFERS

Issues from our first two years are available only in special collectors' sets. You won't find these issues at newsstands, and you won't find this information anywhere else!

The First Year Set includes in-depth reviews of the following games:

- Super Mario Bros. 2
- Ninja Gaiden
- Contraforce II—Simon's Quest
- Zelda II—The Adventure of Link
- Teenage Mutant Ninja Turtles

The Second Year Set boasts these games!

- Mega Man II
- Dragon Warrior
- Super Mario Bros. 3
- Tales
- Final Fantasy

Player's Guide! available now at \$14 each!

- The NES Game Atlas
- The Game Boy Player's Guide

To take advantage of our special offers, use the form in the Player's Poll section of this issue and order now!

## PHONE DIRECTORY

Nintendo Power Subscriptions  
1-800-521-9900

Subscriptions and renewals only. Call 24 hours a day, 7 days a week.

Customer Service  
1-800-255-3750  
(TDD 1-800-672-4261)

Call for service, general assistance or to change your address between 8 a.m. and midnight Pacific time, Monday through Saturday, or 8 a.m. and 3 p.m. Sunday.

Game Counseling  
1-800-855-7626  
(TDD 1-800-853-9714)

Stumped by a game? Call our Game Counselors for help between 8 a.m. and midnight Pacific time, Monday through Saturday, or 8 a.m. and 3 p.m. Sunday. It's long distance, so before you call, be sure to get permission from whoever pays the bill.



## PLAYER'S POLL CONTEST WINNERS FROM JULY 1991

GRAND PRIZE: A TRIP TO NINTENDO HEADQUARTERS AND A SUPER NES

WINNERS: Michael Delao, Corona, CA  
Laura McSpedan, Pound Ridge, NY  
Chris Ruggeri, Pittsburg, PA

SECOND PRIZES: GAME BOY SYSTEMS

WINNERS: Jedediah Jay Allen, Beards Fork, WV; Alex Curtis, Sandy, UT; Anthony Ehlers, Milan, IL; David L. Hite, Warsaw, IN; Kyle Paulette, Spout Springs, VA; Timothy S. Williamson, Sika, AK.

THIRD PRIZES: NES ADVANTAGE JOYSTICKS

WINNERS: Ed Breslin, Selden, NY; Jeff Higginz, Hazard, KY; Timothy B. Hall, Bradenton, FL; Travis A. Maxwell, Annapolis, VA; Hermondy Mele, Milwaukee, WI; Mike Prudic, North Richland, OH; Todd Tascher, Minneapolis, MI; Ben Thompson, Hawthorne, NV; Mike Vescova, Des Peres, MO.

FOURTH PRIZES: NINTENDO POWER JERSEYS

WINNERS: Jason Adams, Hope Mills, NC; Michael Best, Nine Mile Falls, WA; Clark Bongiovanni, Lancaster, CA; Robert Bueck, Olmstead Falls, OH; Ben Burrage, Lexington, MA; Nate DeLay, St. Louis, MO; Michael Dick, Cleves, OH; Justin Duplain, Omaha, NE; Jason Edrington, Broomfield, CO; Robert Frasio, Newark, NJ; Bobby Garrison, San Antonio, TX; John M. Gates, Eureka, CA; Brandon S. Gleason, Elk Rapids, MI; David Greenberg, Danbury, CT; Lucas Harrison, Ellsworth, ME; Derek Hines, West Linn, OR; David Hobday, Brea, CA; Cliff Hudson, Ketchikan, AK; Lucas Jolly, Houston, TX; Ryan D. Jones, Berlinet, IL; Allen C. Knapp, Artesia, NM; Vermont Lasmarias, Tpacoma, WA; Juan Leal, Miami, FL; Jason Langaza, Oak Harbor, WA; Paul Marks, Jackson, MI; Alex Misara, Yermo, CA; Ross Smith, Bell Air, MD; Alexander Sue, Honolulu, HI; Christopher Williams, Ft. Huachuca, AZ; Buddy Wilson, North Pole, AK.

## COMING NEXT MONTH:

## METROID II: RETURN OF SAMUS

The longest awaited sequel ever is about to arrive! Space adventurer Samus Aran rockets to the home planet of the evil blob-like Metroids and discovers that they're more sophisticated than originally thought.



## TINY TOON ADVENTURES

Montana Max has rabbit-napped Buster Bunny's buddy Babs and now Buster's got to hop to her rescue. Toon into this wacky thriller next issue and you'll learn how to make sure that the story has a happy ending.



## BATMAN: RETURN OF THE JOKER

While the Joker did take a dive off Gotham Cathedral in Sunsoft's last Batman adventure, he's back again to battle a bigger, badder Batman and this time he's not going to let the Joker off the hook so easily.



## ACTRAISER

We gave you a glimpse of this Super NES adventure a few issues ago and now we're coming back with a full-blown review. Get set for great graphics and heart-stopping action along with more strategy-oriented play.



## Dear Readers,

Early this summer, as the movie Robin Hood: Prince of Thieves was about to be released to theatres, we decided to ride on the coattails of Robin Hood mania and feature the NES adaptation of the movie on our cover. As I write this in late September however, the game is yet to be released and may not hit the shelves until snow hits the ground. While we try to cover games that you can immediately find at your local NES retailer, the long lead time for designing, writing and printing articles for the magazine often makes it difficult to know which games will be out when the magazine is sent to you. We do let a few reviews slip by, but we've caught some too. We were, for instance, planning to put Metroid II: Return of Samus on this issue's cover but, the programmers are still fine tuning the game, so we've held off for another issue. Here's hoping that future games and future reviews are released within closer proximity.

George Sinfield

George Sinfield

Power Editor



The issue looks great, but where's the game? We're still waiting

Nintendo of America Inc.  
P.O. Box 97043  
Redmond, WA 98073-9743

ADDRESS CORRECTION REQUESTED

SEEK HALL  
U.S. POSTAGE  
PAID  
NINTENDO  
of America Inc.



# TRIPLE PLAY

Nintendo gives you the power to choose. Classic power. Portable power. Super power. Any way you play, you'll win with Nintendo—three times over.



*Our goal is to try and preserve classic videogame magazines  
from years gone by before they are lost forever.*

*Thanks goes out to all the people who make this possible.  
From the original editors and writers,  
to everyone involved in acquiring and digitizing these magazines.*

*People interested in helping us out, in whatever way possible.  
Either by donating classic magazines, scanning, editing or distributing them,  
visit us at <http://www.retromags.com>*

*We are only interested in preserving classic magazines  
that are at least 5 years out of print.*

*We have no desire or intention to profit from these in any way.  
So please, if you come across people trying to sell these releases, don't support them!*

*Thank You and ENJOY!*

